

कार्यालय-निदेशक माध्यमिक शिक्षा राजस्थान, बीकानेर

क्रमांक :- शिविरा / माध्य / छाप्रोप्र / सी / 60115 / इन्सपायर अवार्ड / 2019-20 /

दिनांक : 14.8.19

MOST URGENT

समस्त जिला शिक्षा अधिकारी

माध्यमिक - मुख्यालय

एवं

समस्त मुख्य ब्लॉक शिक्षा अधिकारी

विषय :- E-MIAS Portal पर इन्सपायर अवार्ड-मानक योजना हेतु सत्र 2019-20 के आवेदन की अंतिम तिथि दिनांक 31 अगस्त, 2019 तक शतप्रतिशत नोमिनेशन सुनिश्चित करने बाबत।

प्रसंग :- राष्ट्रीय नवप्रवर्तन प्रतिष्ठान-भारत, विज्ञान एवं प्रौद्योगिकी विभाग, नई दिल्ली पत्रांक Outward No.122052 Dt.02nd August, 2019

उपरोक्त विषयान्तर्गत प्रासंगिक पत्र के क्रम में लेख है कि राष्ट्रीय नवप्रवर्तन प्रतिष्ठान-भारत, विज्ञान एवं प्रौद्योगिकी मंत्रालय, विज्ञान एवं प्रौद्योगिकी विभाग, नई दिल्ली द्वारा E-MIAS पोर्टल पर वर्ष 2019-20 के लिए कक्षा 6 से 10 तक के विद्यार्थियों (आयुवर्ग 10-15 वर्ष) हेतु ऑनलाईन आवेदन (नॉमिनेशन) की तिथि दिनांक 31.08.2019 तक बढ़ाए जाने के उपरांत भी आज दिनांक तक पोर्टल पर नोमिनेशन की स्थिति संतोषजनक नहीं है जो कि बहुत खेद का विषय है। अतः दिनांक 31.08.2019 से पूर्व ही शतप्रतिशत नोमिनेशन करवाना सुनिश्चित करें।

उक्त प्रक्रिया में किसी भी प्रकार की समस्या होने पर inspire@nifindia.org ई-मेल पते एवं 9638418605 / 9429873469 फोन नम्बर पर सम्पर्क कर समस्या का समाधान करवाया जावे।

www.rajteachers.com

14/8/19
(संजय सेंगर)
प्रभारी अधिकारी
छात्रवृत्ति अनुभाग
माध्यमिक शिक्षा राजस्थान
बीकानेर

प्रतिलिपि :-

1. संयुक्त सचिव, विज्ञान एवं प्रौद्योगिकी विभाग, विज्ञान एवं प्रौद्योगिकी मंत्रालय भारत सरकार नई दिल्ली।
2. निजी सचिव, निदेशक प्रारंभिक शिक्षा राजस्थान, बीकानेर
3. समस्त संभागीय संयुक्त निदेशक, स्कूल शिक्षा को भिजवाकर लेख है कि आप अपने अधीनस्थ समस्त जिला शिक्षा अधिकारी (मुख्यालय) को उक्त समस्त कार्यवाही करने हेतु पाबन्द करें।
4. अनुभाग अधिकारी कम्प्यूटर अनुभाग को विभागीय वेबसाईट पर अपलोड करवाने बाबत।
5. रक्षित पत्रावली।

सहायक निदेशक
छात्रवृत्ति अनुभाग
माध्यमिक शिक्षा राजस्थान
बीकानेर



सत्यमेव जयते

Telegram : Sciencetech
दूरभाष/Tel : 26562619, 26567373;
26562134, 26562122 (EPBAX)
फैक्स/Fax : 26569908, 26564570;
26563547, 26562418
वेबसाइट/website : www.dst.gov.in

भारत सरकार
विज्ञान और प्रौद्योगिकी मंत्रालय,
विज्ञान और प्रौद्योगिकी विभाग,
टेक्नोलॉजी भवन, नया महरौली मार्ग,
नई दिल्ली-110 016

GOVERNMENT OF INDIA
MINISTRY OF SCIENCE AND TECHNOLOGY
DEPARTMENT OF SCIENCE AND TECHNOLOGY
TECHNOLOGY BHAVAN, NEW MEHRALI ROAD,
NEW DELHI-110 016

No.12011/71/2015-INSPIRE

Dated 26th July, 2019

To

The State Nodal Officers of all States/ UTs (in Name covers)

Subject: INSPIRE AWARDS - MANAK Scheme – extension of last date for the receipt of online nominations.

Sir/ Madam,

As you are aware, Department of Science and Technology has been successfully implementing the Scheme called INSPIRE Awards-MANAK to attract and motivate students in the age group of 10 to 15 years and studying in classes 6-10 to become critical thinkers and future innovators. The objective of the scheme is to select, provide support and reward one lakh original ideas / innovations rooted in science and societal application to foster a culture of creativity and innovative thinking among school children.

2. The receipt of online nominations through E-Management of INSPIRE Award Scheme (E-MIAS) system for the year 2019-20 was open to all the schools w.e.f. 15th February, 2019 till 31st July, 2019. Since some of the States has requested for extension of the deadline, it has been decided that the receipt of online nominations will remain open till 31st August, 2019. All the concerned State Nodal Officers are requested to apprise the District and the School Authorities suitably so that they can nominate their students.

3. It is also requested that, registration of all **unregistered** schools at E-MIAS website (www.inspireawards-dst.gov.in) may also be got expedited so that they too can submit nominations of deserving students and avail benefit of the same.

4. This issues with the approval of competent authorities.

www.rajteachers.com

Yours faithfully,

(Sandeep Bansal)
Scientist 'C'

INSPIRE Awards- MANAK E-MIAS MANUAL FOR SCHOOL AUTHORITY

The screenshot displays the official website for the Inspire Awards-MANAK. The header features the Department of Science & Technology logo, the Inspire Awards-MANAK logo, and the National Innovation Foundation logo. Navigation links include Home, Authorized Login, Categories, Important Links, Gallery, Contact Us, and FAQs. A search bar is also present. The main banner shows a group of officials holding award certificates, with the text "Nomination for Inspire Awards MANAK 2019-20 Submission are open". Below the banner is an "AUTHORISED LOGIN" section with four buttons: NATIONAL AUTHORITY, STATE AUTHORITY, DISTRICT AUTHORITY, and SCHOOL AUTHORITY. The "ABOUT INSPIRE AWARDS-MANAK" section provides a detailed description of the program, its objectives, and its components. A video player shows a woman speaking. The footer includes "NEWS & EVENTS", "IMPORTANT LINKS", and "HELP DESK" sections.

Eng | हिन्दी

विज्ञान एवं प्रौद्योगिकी विभाग
DEPARTMENT OF
SCIENCE & TECHNOLOGY

inspire awards - manak

राष्ट्रीय नवप्रवर्तन प्रतिष्ठान - भारत
National Innovation Foundation - India

Home | Authorized Login | Categories | Important Links | Gallery | Contact Us | FAQs

Search

inspire awards - manak
million minds
mentoring national innovation and knowledge

Nomination for Inspire Awards MANAK 2019-20 Submission are open

AUTHORISED LOGIN

NATIONAL AUTHORITY

STATE AUTHORITY

DISTRICT AUTHORITY

SCHOOL AUTHORITY

WELCOME
ABOUT INSPIRE AWARDS-MANAK

The Department of Science & Technology (DST) is implementing a national program Innovation in Science Pursuit for Inspired Research (INSPIRE) for attracting talented young students to study Science and pursue career in Research. This Program is being implemented since 2009-10.

INSPIRE aims to identify, sustain and strengthen human capacity for Research and Development base of the country. Inspired research achieved by means of an innovative scientific pursuit is the objective of this flagship scheme of the DST. INSPIRE Program covers students in the age group 10-32 years. It has five components spread over in three major schemes. These are:

Read More

NEWS & EVENTS

INSPIRE Award Scheme - SAKURA Exchange Programme of Japan 2019 INSTRUCTION BOOKLET

April 16, 2019

Opening of online nominations for 2019-20 under INSPIRE Award Scheme.

March 27, 2018

IMPORTANT LINKS

- Check Your Application Code & email id.
- List of winners of NLEPS's
- Public Domain
- Important Communications by DST

HELP DESK

10:00 AM To 6:00 PM
Monday to Saturday

096384 18605
094298 73469

inspire@nifindia.org

Copyright © 2019 INSPIRE, DST, Govt. of India. All rights reserved.

Index

▪ General information about E-MIAS	04-08
▪ For One-Time registration	09-22
▪ For Resubmission of OTR/Submission of Saved Files	23-26
▪ To know registered email ID and Application No.	27-30
▪ Query regarding Forgot password and username	31-31
▪ Query regarding nomination approval by District Authority	32-35
▪ Query regarding Forgot password and username	35-36
▪ Login and student nomination	37-50

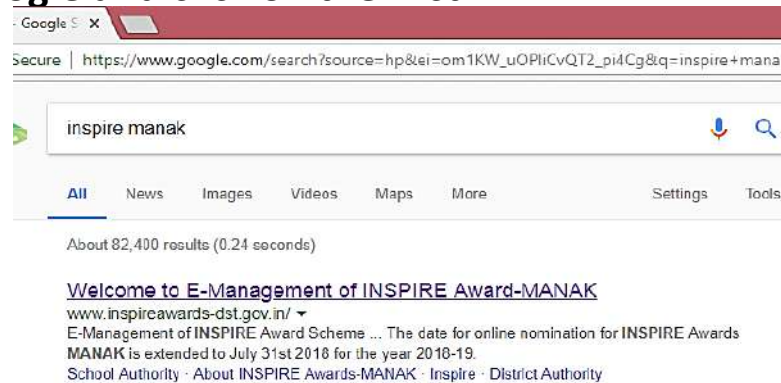
Objective

- To give information about the INSPIRE Awards-MANAK portal (E-MIAS) to the first time user.
- To give information about the process of school registration.
- To solve frequently asked queries/questions.
- To give information about the process of student(s) nomination and idea(s) submissions.

How to open INSPIRE-MANAK website

- Through Keyword :

Type “Inspire MANAK” on google and click on the first link



or

- By typing” <http://www.inspireawards-dst.gov.in/> “ in any browser address bar.



Section wise Details

The screenshot shows the homepage of the Inspire Awards-MANAK website. At the top, there is a header with the Department of Science & Technology logo, the Inspire Awards-MANAK logo, and the National Innovation Foundation - India logo. Below the header is a navigation bar with links: Home, Authorized Login, Categories, Important Links, Gallery, Contact Us, and FAQs. A large banner image shows several people holding award certificates, with the text "Nomination for Inspire Awards MANAK 2019-20 Submission are open". Below the banner is a section titled "AUTHORISED LOGIN" with four buttons: NATIONAL AUTHORITY, STATE AUTHORITY, DISTRICT AUTHORITY, and SCHOOL AUTHORITY. Below this is a section titled "ABOUT INSPIRE AWARDS-MANAK" with a video player showing a woman speaking. At the bottom, there are three columns: "NEWS & EVENTS" with a link to the "INSPIRE Award Scheme - SAKURA Exchange Programme of Japan 2019 INSTRUCTION BOOKLET", "IMPORTANT LINKS" with links to "Check Your Application Code & email id", "List of winners of NIPFCs", "Public Domain", and "Important Communications by DST", and "HELP DESK" with contact information: "10:00 AM To 6:00 PM Monday to Saturday", "096384 18605", "094298 73469", and "dst.inspire@nicindia.org". Red boxes highlight the "AUTHORISED LOGIN" section, the "HELP DESK" section, and the "ABOUT INSPIRE AWARDS-MANAK" section.

Application user section

Help Desk Query Section

Application User Section

AUTHORISED LOGIN



NATIONAL AUTHORITY



STATE AUTHORITY



DISTRICT AUTHORITY




SCHOOL AUTHORITY

These authorities have been assigned the right to access the E-MIAS portal using given username & Password

Home Page:

This is Home Page



School Authority :

The schools participating in the INSPIRE Awards-MANAK Scheme.

- Organising internal competitions in schools and nominations of two to three best original ideas, in any Indian language, by respective the Principal/Headmaster online through E-MIAS portal on web-link <http://www.inspireawards-dst.gov.in>
- These nominations are forwarded to the District Education Authorities through E-MIAS portal, who will further send these to DST through State Authorities.
- All schools in the country recognized by Central Government or State Government or local body (aided or unaided) having classes from 6th to 10th (whether all or some) are eligible to participate in this scheme.

*To open the page pertaining to School Authority Click on “**School Authority**” Tab*

Welcome School Authority - Schools participating in the INSPIRE Award Scheme

Before filing nominations on-line, the concerned schools will have to do a one-time registration process (if not registered earlier) and get the online approval from District Authority, after that school will receive user id and password for further process. If already registered, please click on Login section and start the nomination process.

Please select any one of the options given below to proceed

➤ [For One Time Registration - Click Here.](#)

To file a request to Register for the First Time.

➤ [For Resubmission of OTR/Submission of saved file - Click Here.](#)

If request for OTR rejected/returned by DA ,and wishes to resubmit request after rectification of defects.

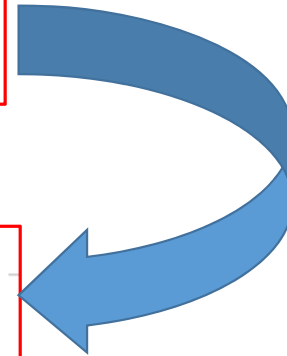
➤ [To Login- Click Here.](#)

If already registered, Please login to the system.

For One Time Registration: (If Not Registered)

➤ For One Time Registration - Click Here.
To file a request to Register for the First Time.

Please select any one of the options given below to fill the form
➤ ONLINE MODE – Click to Continue



(You can fill the online form directly on INSPIRE website and submit to your District Authority for approval. Read the instructions carefully before proceeding.)

A new page will open for registration of school under this scheme.

Continue...

Permanent Registration Form for New School Authority

(To be filled in by the participating schools for one time registration under the scheme.) -- Please carefully read and meticulously observe

 Go Back

Particulars of School:

Select State / UT *:	<input type="text" value="-- Select --"/>		
Select Revenue District *:	<input type="text"/>		
Select Revenue Sub-district (Tehsil / Taluka / Block etc.) *:	<input type="text"/>		
Education District *:	<input type="text"/>		
Name of the School *:	<input type="text"/>		
Complete Postal Address*:	<input type="text"/>		
PIN Code *:	<input type="text"/>		
Official Phone of School (if any) :	STD: <input type="text"/>	Phone: <input type="text"/>	
FAX Number (if any) :	STD: <input type="text"/>	FAX: <input type="text"/>	
E-mail Address of School Authorized officer * :	<input type="text"/>		
Web Address (if any) :	<input type="text"/> (Eg.: http://www.inspireawards-dst.gov.in)		
Mobile Number of School Authorized officer * :	+91- <input type="text"/>		
School Code, if any (as allotted by district / state education authorities) :	<input type="text"/>		
<input type="button" value="Save and Next"/>			

Important Note :

Before filling for the registration, school must have the valid email id.

It is advisable to use the school email id which can be used, even if the authority changes.

Continue...

Permanent Registration Form for New School Authority

(To be filled in by the participating schools for one time registration under the scheme.) -- Please carefully read and meticulously observe

[Go Back](#)

Particulars of School:

Select State / UT *:

-- Select --

Select Revenue District *:

Select Revenue Sub-district (Tehsil / Taluka / Block etc.) *:

Education District *:

Name of the School *:

If the name of your school is not available in the list, then choose **Others** option from the dropdown

Others

-- Select --

GMS EAST BAY KATCHAL

GMS EAST BAY KATCHAL

GMS KAKANA

GMS KUITASHUK

GMS MINYUK

GMS VIKAS NAGAR

GMSSS GOAL TIRKY

GSS BENGALI

GSS GANDHI NAGAR

GSS MILDERA

MS COAST GUARD PUBLIC SCHOOL

Others

Continue...

Name of the School *:	Others ▼
Specify School Name :	

A Textbox will appear

Enter the name of your school as in the records of the District Education Authority, since the registration of your school under E-MIAS has to be approved by the respective District Authority.

Fill the details of page and click

Save and Next

Continue...

The next step is to fill in the location details of the school. The fields include:

Location Detail:

City Classification *:

-- Select --

-- Select --

Rural

Urban

Semi Urban

School Category *:

-- Select --

Central Govt

State Govt

Local Body

Private Aided

Private Unaided

Other

Level of the School *:

-- Select --

-- Select --

Middle

Secondary

Higher Secondary

Senior Secondary

Name of Incumbent Headmistress / Headmaster / Principal(School incharge)*:

Save and Next

Fields marked with * are mandatory.

Continue...

When you press  tab, a new box will open

www.inspireawards-dst.gov.in says
Information has been saved successfully.

OK

The next step is filling in the brief about of the school. The page opens as below.

Brief About the School:

Classes From:
(E.g. From class: 1st to 5th or 6th to 10th or 11th to 12th) :

-- Select --

To:

-- Select --

Total Number of Students in the School :

Out of the Above, Total Number of Students in Classes 6th to 10th :

Total Number of Teachers in the School (all classes) :

Out of the Above, Number of Science Teachers :

Enter the Code Displayed Above *:

S6PRCJ



Note: Captcha Code is case sensitive

Save and Next

Continue...

Detail of Authorized Person Who Has Filled the Form:	
Name :	<input type="text"/>
Designation :	<input type="text"/>
Contact Number :	<input type="text"/>

A unique application number for school is generated after successful filling of the registration form



Thank You! School registration process has been completed successfully and your application id is: **APP14118599496894** .
Please review the entered detail and forward it to District authority for its approval.

Continue...

Particulars of School

[Edit](#)

State :	Himachal Pradesh
Revenue district:	Hamirpur
Education district:	hamirpur
Name of the school :	ABCDEF
School code :	1234
Complete postal address of the school :	jkasdhjakf
Revenue sub district (tehsil / taluka / block etc.):	Hamirpur
Pin code:	177001
Official Phone of School :	-
FAX no, if any :	-
E-mail Address of School Authorized officer * :	abcdef@gmail.com
Web address :	
Mobile Number of School Authorized officer * :	0000000000
Remarks :	

School Geographic Location

[Edit](#)

Whether located in rural / semi-urban / urban area*:	Rural
Category of the school *:	Private Aided
Level of school *:	Secondary
Name of Incumbent Headmistress / Headmaster / Principal (School incharge)*:	Devendra Tiwari

Edit Button on the right side can be used to edit the information. Please note that no changes will be made, once the nominations are sent for approval.

Continue...

Brief About the School

Edit

Classes *:	1st - 12th
Total no. of students in the school :	100
Out of above, total no. of students in classes 6th-10th:	50
Total no of teachers (all classes) :	20
Total science teachers :	6

- **Edit Button** on the right side can be used to edit the information. Please note that no changes will be made, once the nominations are sent for approval.

School In-charge Details

(Authorized person who has filled the form)

Edit

Name :	Prakash Sharma
Designation :	Principal
Mobile Number:	0000000000

Forward For Approval

Generate Acknowledgement

On Clicking
this Tab

www.inspireawards-dst.gov.in says

Are you sure you want to forward the application?

OK

Cancel

Continue...

On pressing  a message will pop-up

www.inspireawards-dst.gov.in says

Thank you! Registration process has been completed and forwarded successfully to DA for approval. For reference purpose, please generate the acknowledgement.

OK



Thank You! School registration process has been completed successfully and your application id is: **APP14118599496894**.

On the bottom of the page, Click Tab for Acknowledgement Generation

Forward For Approval

Generate Acknowledgement

On Clicking this Tab, a pdf will generate



Ministry of Science & Technology, Govt. of India
Department of Science & Technology
Innovation in Science Pursuit for Inspired Research (INSPIRE)



Acknowledgement

Date: 06 Apr 2019

Subject: Application for One Time Registration (OTR) as School Authority.

Dear Principal/HeadMaster/HeadMistress (Incharge/Clerk) of ABCDEF

Welcome to INSPIRE Award Scheme of DST.

Thank you for registering with E-Management of INSPIRE Award Scheme. Your application has been forwarded to the District Authority for approval. Please note the registration details for future reference.

Application Code:	APP14118599496894
School Name:	ABCDEF
School Address:	jkasdhjakf hamirpur, Himachal Pradesh, PIN: 177001

Once your application is approved by District Authority, your **User ID and Password** for future reference will be generated and mailed to you.

For any queries, please call on telephone number 011-26590500 from 9 a.m. to 5 p.m. on working days (Monday-Friday).

Warm Regards,
INSPIRE Award Team
Department of Science and Technology,
Government of India,
Technology Bhavan,
New Mehrauli Road
New Delhi - 110016 (India)
Phone: 096384 18605, 094298 73469
Web: <http://www.inspireawards-dst.gov.in>
YouTube : <https://www.youtube.com/channel/UC0OI-yjQ4RfNXdCqRnc2pMg/videos>

Generated
acknowledgement
pdf will be like this

The same acknowledgement
is also sent on your
registered email ID.

Once your registration application is approved by District Authority , your user ID and password will be generated and send on your e-mail ID

From: <inspire.awards@nic.in>
Date: Sat, Apr 6, 2019 at 5:19 PM
Subject: INSPIRE: Application has been accepted
To: <abcdesf@gmail.com>

UserID is different from Application Code for School. UserID is used for login school authority page.

Dear Principal/Head Master/Head Mistress (School Incharge) of ABCDEF,
Congratulations!
Registration of your School Authority under INSPIRE Award Scheme has been approved by District Authority.

To set the login password use this link.

Your User ID and Login Password are given below :

UserID : ahamirpur010

For Login Password Please Copy/Paste below mentioned URL in browser :

<http://inspireawards-dst.gov.in///UserP/confirm.aspx?u=YWhhbWlycHVyMDEw&v=MjlyQVBQMTQxMTg1OTk0OTY4OTQ2MA==&t=SUlk&to=1>

You are suggested to change password at the first login, due to security measures.

Important notes:-

- * The new password should be at least 6 characters and maximum 15 characters long , including combination of alphabets, numeric.
- * Password is case sensitive, you would be required to enter the password in the same case in which it was changed to i.e. UPPER/lower Case.
- * You should never disclose your password to anyone.

This Email is system generated. Please do not reply to this email ID. For any queries, please call on telephone number 011 265 90 500 .

Steps for setting Login Password (Copy and Paste the link on browser)

Set your password to login:

Please enter the following detail:

User Id *:

Password *:

Re-type password *:

Please enter given code to login*:



Captcha Code

Note: Captcha Code is case sensitive

Save

Password of your choice

Instructions for filling

Important Notes:-

- * The new password must contain Minimum 8 characters atleast 1 UpperCase Alphabet, 1 LowerCase Alphabet, 1 Number and 1 Special Character
- * Password is case sensitive, you would be required to enter the password in the same case in which it was changed to i.e. UPPER\lower Case.
- * You should never disclose your password to anyone.

For Resubmission of OTR/ Submission of saved Files

➤ [For Resubmission of OTR/Submission of saved file - Click Here.](#)

If request for OTR rejected/returned by DA ,and wishes to resubmit request after rectification of defects.

School will receive an e-mail regarding the Modification of application on its registered e-mail id.

From: <inspire.awards@nic.in>

Date: Sat, Apr 6, 2019 at 5:19 PM

Subject: INSPIRE: Application has been Rejected

To: <abcdef@gmail.com>

Dear Principal/Head Master/ Head Mistress (School INcharge) of ABCDEF,

Inspire Application Code: APP14118599496894

Your Inspire Application Code: APP14118599496894 has been rejected due to remark given below.

Remark: Please provide complete Address.

Please use For Resubmission of OTR/Submission of link your Authority Link on EMIAS application home page, where you can modify application information as per higher authority wants.

This Email is system generated. Please do not reply to this email ID. For any queries, please call on telephone number 011 265 90 500

➤ For Resubmission of OTR/Submission of saved file - Click Here.
If request for OTR rejected/returned by DA ,and wishes to resubmit request after rectification of defects.

Search Application: for School Authority

Application type



☒ School Authority ☐ District Authority ☐ State Authority

Application number:

OR

E-Mail Id:

Please enter below code to login:

Note: Captcha Code is case sensitive

Click on this Box

Enter Application no.
e.g. APP141308877865

OR

Enter registered email id
e.g.: abcdef@gmail.com

Click Search

For Modification:

Search Application: for School Authority

Application type

☒ School Authority ☐ District Authority ☐ State Authority

Application number:

OR

E-Mail Id:

Please enter below code to login:

W8ZIMB



Note: Captcha Code is case sensitive

Search

Once editing is done
click on
Tab

Forward For Approval

Click on School
Name and edit the
details

Search Result :

School Name	Person Name	Forwarded	Approved	Registration Application Code	Date
ABCDEF	Devendra Tiwari	Forwarded	Approved	06/04/2019	APP14118599496894 View

Query regarding the school registration / nomination

Query1 : I have joined recently but I am not aware whether my school is registered or not in this portal. If yes, then what is the application number or email id through which it has been registered? Who is District Authority and State authority and what is their detail for doing any communication ? Further I also want to edit the school authority details and other school details ?

Response : Follow the following steps:

Step 1 : Open inspire-MANAK home page: <http://www.inspireawards-dst.gov.in/UserP/index.aspx>

Step 2: At the bottom click on [Click Here to Check Your Application Code & email Id](#)

Step 3: Click on radio button of state details (select state) , district details (select state and district) and school details (select state, district and check the school name) subsequently to know the concern person details.

Step 4: click on submit button and result will be shown in the bottom.

Please see the steps from the next slide.

To know registered email ID and Application No.

[Click Here to Check Your Application Code & email Id](#)

WELCOME

ABOUT INSPIRE AWARDS-MANAK

The Department of Science & Technology (DST) is implementing a national program **Innovation in Science Pursuit for Inspired Research (INSPIRE)** for attracting talented young students to study Science and pursue career in Research. This Program is being implemented since 2009-10.

INSPIRE aims to identify, sustain and strengthen human capacity for Research and Development base of the country. Inspired research achieved by means of an innovative scientific pursuit is the objective of this flagship scheme of the DST. INSPIRE Program covers students in the age group 10-32 years. It has five components spread over in three major schemes. These are:

[Read More →](#)

NEWS & EVENTS

INSPIRE Award Scheme - SAKURA Exchange Programme of Japan 2019 INSTRUCTION BOOKLET
April 16, 2019

Opening of online nominations for 2019-20 under INSPIRE Award Scheme.
March 27, 2019

IMPORTANT LINKS

- [Check Your Application Code & email Id.](#)
- [List of winners of NLEPC's](#)
- [Public Domain](#)
- [Important Communications by DST](#)

HELP DESK

10:00 AM To 6:00 PM
Monday to Saturday
096384 18605
094298 73469
Inspire@nifindia.org

To know School Authority Details

Contact Details :

Please Select *:

☐ State Details ☐ District Details ☒ School Details

Please select state *:

Sikkim ▼

Please select district *:

EAST ▼

Please select school *:

Dummy School ▼

Submit

Click on School
Details

If the school name is not
there in dropdown
menu, then your school
has not been registered.

S.No.	Name	Person's Name	Mobile Number	Email Address	Application Number
1	Dummy School	Nilesh	9999999999	abcde@gmail.com	APP30993890176

To know District Authority Details

[Click Here to Check Your Application Code & email Id](#)

Click on District
Details

Contact Details :

Please Select *:

☐ State Details ☒ District Details ☐ School Details

Please select state *:

Sikkim ▼

Please select district *:

EAST ▼

Submit

S.No.	Name	Person's Name	Mobile Number	Email Address	Application Number
1	EAST	Gyalmo Kazi	0023335454	asaskfgshfg@gmail.com	DA623

To know State Authority Details

[Click Here to Check Your Application Code & email Id](#)

Contact Details :

Click on State Details

Please Select *:

☒ State Details ☐ District Details ☐ School Details

Please select state *:

Sikkim ▼

Submit

S.No.	Name	Person's Name	Mobile Number	Email Address	Application Number
1	Sikkim	D.T.Bhutia	XXXXXXXXXX	124255@yahoo.co.in	SA45

Query regarding editing school Details

Query 2 : I also want to edit the school authority details i.e. name, email id and other school details ?

Response : No, it is not possible from your end directly as you are viewing the approved data.

To do so, you need to call Help desk number or write to inspire email id with all the details while marking Copy (cc) to district authority.

If authority will revert to you through email.

The image shows a screenshot of the 'HELP DESK' contact information. It includes a phone icon, the text 'HELP DESK', a clock icon with the text '10:00 AM To 6:00 PM Monday to Saturday', two phone numbers '096384 18605' and '094298 73469', and an email icon with the address 'inspire@nifindia.org'. Two blue callout boxes with arrows point to specific parts of the image. The first box points to the phone numbers and contains the text 'Call on helpdesk No.'. The second box points to the email address and contains the text 'Write an email to: inspire@nifindia.org'. A red diagonal text overlay reads 'Keep your District Nodal Officer in cc in email'.

HELP DESK

🕒 10:00 AM To 6:00 PM
Monday to Saturday

☎ 096384 18605

☎ 094298 73469

✉ inspire@nifindia.org

Call on helpdesk No.

Write an email to:
inspire@nifindia.org

*Keep your District Nodal
Officer in cc in email*

Query regarding nomination approval by District Authority

Query 3 : I have completed the nomination of my school, but I am not where whether it has been approved by DA or not. How to check the status through this portal

Response: Follow the following steps:

Step 1 : Open inspire-MANAK home page

Step 2: Click on “**search**” from the **top links of the page**

Step 3: Write your email id in text field through which you have registered if you do not know application number and vice versa.

Step 4: click on search button and you will get the result at the bottom as shown in next slide.

Search Application

Application type


☒ School Authority ☐ District Authority ☐ State Authority

Application number:

OR

E-Mail Id:

Please enter below code to login:


 

Note: Captcha Code is case sensitive

Search Result :

School Name	Person Name	Forwarded	Approved	Registration Application Code	Date
ABCDEF	Devendra Tiwari	Forwarded	Approved	06/04/2019 APP14118599496894	 View

Search Result :

School Name	Person Name	Forwarded	Approved	Registration Date	Application Code	
"BHAGABATI BIDYA PITHA,SORAN"	pramila saho	Forwarded	Approved	11/07/2015	APP26862472896	 View

If you have not forwarded, then status will show “**Not forwarded**” .
In this case you have chance to edit the information by clicking on **view** on the right.

If you have forwarded and status is showing **pending for approval**, then in this case you need to contact concerned district authority for approval or you may also called Help desk number.
Note that you will not able to edit the information.

Query regarding Forgot password and username

Query 4 : My school is registered but I forgot user ID and password to login School authority page. I also forgot application number and email id through which nomination was done. Please guide me how to retrieve the same.

Response: Follow the following steps:

Step 1: First get the school authority details i.e. email id and application number as explained earlier.

Step 2: After retrieving the application number:

School Authority »

To Login- Click Here.

School Authority please enter:

User Name:

Password:

Please enter below code to login:

J59XD3

Note: Captcha Code is case sensitive

Login Forgot Password New User? Register

Click Forget Password

Continue...

Step 3: To retrieve the password, enter yore details here

Click on Get password

To retrieve your password, please enter:

Application ID

Please enter below code to login:

JIN237 

Note: Captcha Code is case sensitive

Step 4: After following the above step, you will get an email on registered email id for resetting.

To Login into E-MIAS portal by District Authority

➤ To Login- Click Here.

If already registered, Please login to the system.

School Authority please enter:

[Go Back](#)

User Name:

Password:

Please enter below code to login:

40S309



Note: Captcha Code is case sensitive

Login

[Forgot Password](#) | [New User? Register](#)

Enter the Details

Click Login



सत्यमेव जयते

विज्ञान एवं प्रौद्योगिकी विभाग
DEPARTMENT OF
SCIENCE & TECHNOLOGY



inspire awards - manak



राष्ट्रीय नवप्रवर्तन प्रतिष्ठान – भारत
विज्ञान एवं प्रौद्योगिकी विभाग, भारत सरकार का स्वायत्तकारी संस्थान
National Innovation Foundation - India
Autonomous Body of the Department of Science and Technology, Govt. of India

Welcome School Authority under the INSPIRE Award Scheme

Under this scheme, all recognized schools in the country (whether run by Central Government or State Government or local body or NGOs), including private schools (aided or unaided), having classes 6th to 10th (whether all or some), are eligible to enroll in the scheme and submit nominations of eligible children to DST through their respective District/ State education authority on-line/ off-line. For more details about the scheme [click here](#).

Nomination »



Students Nomination



View Nominated Students
by the School

Under this scheme, all recognized schools in the country (whether run by Central Government or State Government or local body or NGOs), including private schools (aided or unaided), having classes 8th to 10th (whether all or some), are eligible to enroll in the scheme and submit nominations of eligible children to DST through their respective District/ State education authority on-line/ off-line. For more details about the scheme [click here](#)

Nomination »



Students Nomination



View Nominated Students
by the School

Awards »



View Awards Sanctioned by
NA

Miscellaneous »



Send Communications to
DA



View Communications from
NA/SA/DA

Update Bank D



Update Bank Details

Click here to see the nominated student and adding other details and projects.

Click here to start the nomination of students who are having creative technological ideas. After clicking, fill the information as ask.

Students Nomination

Welcome School Authority under the INSPIRE Award Scheme

Under this scheme, all recognized schools in the country (whether run by Central Government or State Government or local body or NGOs), including private schools (aided or unaided), having classes 6th to 10th (whether all or some), are eligible to enroll in the scheme and submit nominations of eligible children to DST through their respective District/ State education authority on-line/ off-line. For more details about the scheme [click here](#)

Nomination »



Students Nomination



View Nominated Students
by the School

Student Nomination: To nominate students from the school, do the following steps:
Click on **Student Nomination** button from school dashboard. Student Nomination Form window opens on the screen as below. Fill in the General Information as follows:

Continue...

Nomination Form

(To be filled in by the participating schools for filling nominations of students for INSPIRE awards)

For detailed guidelines of the Scheme, [click here](#).

Note: The form can be filled only if the school has done a One Time Registration (OTR) under the INSPIRE award scheme and generated a (PRN_SL). If not done, click here to do permanent registration first.

General Information

Name of the school *:	Dummy School
Permanent registration number (PRN_SL) *: (Allotted to you at the time of One Time Registration of your school under the INSPIRE award scheme)	APP30993890176/Dumm/30
Five year plan period *:	2019-20
Month *:	April ▼

Enter AADHAAR number


*UID if not available, leave blank

Fill student details


Sr. No.	Class	Student Name	Parent Name	UID
1	Select ▼			
2	Select ▼			
3	Select ▼			
4	Select ▼			
5	Select ▼			

List of Nominated Students: Application will show a list of Students nominated by the school

Click on view to see the nominated students




विज्ञान एवं प्रौद्योगिकी विभाग
DEPARTMENT OF
SCIENCE & TECHNOLOGY



inspire
Initiation in Science Pursuit for Inspired Research

inspire awards - manak



राष्ट्रीय नवप्रवर्तन प्रतिष्ठान – भारत
विज्ञान एवं प्रौद्योगिकी विभाग, भारत सरकार का स्वायत्तशासी संस्थान
National Innovation Foundation - India
Autonomous Body of the Department of Science and Technology, Govt. of India

[Home](#) [FAQs](#)[Go Back](#) [Logout](#)






List of students nominated by the School

Welcome
Dummy School
(Nilesh)


E-Mail: nileshj@nifindia.org
Contact: 55555-555555

List of nominated students:

For editing details click

Sr. No.	Class	Student Name	Parent Name	UID No	Edit / Add Details
1	7th	pragnesh	Ashok Kumar	262246781234	 
2	10th	Mithelesh Prabhakar	Manik Prabhakar	123456789876	 
3	9th	K Sravani	Bhagesh Kuriakose	456723459876	 
4	6th	Anuj Lonkar	Neeraj Lonkar	987634561234	 
5	9th	Kirritica pali	Bhanu Pali	234567654667	 

Important Notes:-

* click on * click on click on  button to add student detail in student nomination.

* Please fill all the details of the Student which are in red color and once it's convert into green, you can forwarded to district authority!


Click on "+" button for adding further student detail

Particulars of the students being nominated for the INSPIRE awards:

(Each school (having all the five classes i.e. classes from 6th to 10th) can nominate a maximum of 5 students, one from each of the class from 6th to 10th, each year, out of which one would be selected per year. (for schools having classes from 6th to 8th only, a maximum of 3 students can be nominated. Similarly for schools having classes from 9th & 10th only, a maximum of 2 students only can be nominated and so on.)

Student name: **Anuj Lonkar**

Gender *: ☒ Male ☐ Female

Date of birth *: 

Contact details : STD: Phone:

E-mail address, if any (of the nominated students) :

Category *:

Broad Theme *:

Title of the proposed project *:

Brief write-up on the proposed project (not exceeding 300 words)[if available] :

Upload the Project Synopsis:

No file chosen

(File type should be in pdf,jpg,jpeg and word format). file size should be less than 2MB)

Name of the teacher who may assist / support / guide / mentor the selected student in preparation of the science project / model* :

☒ Direct credit in the bank a/c of selected student through Electronic Fund Transfer (EFT) mode.

Broad Theme: Dropdown will show some themes. If the name of your theme is not available on the list, then choose **Others** option from the dropdown. A textbox will appear, write accordingly.

Title of the proposed project: Write name of project

Upload project synopsis file of defined size and format

Save & Next

TITLE AND PROJECT SYNOPSIS/BRIFE WRITE-UP

In the title of the project, a suitable title describing the project should be given (for example “A device to climb Areca nut trees”, “An assistive walking aid for the elderly”, etc.) and NOT a broad theme like Agriculture, Swatcha Bharat, Swastha Bharat, Digital India, etc.

In the summary of the project, the following points need to be included – **what is the project about, what problem it addresses, and what the advantage is.** Please see the example below

Title of the Project: Travelling bag with folding seats

Project Summary: Many a times travellers have to stand while waiting for a bus or train at the bus/train station as the number of seats available are few. The student has developed a travelling bag where a folding seat has been incorporated. This can be unfolded and used for sitting while waiting for the bus/train thereby eliminating the discomfort while standing for long time. It will be especially useful for ladies and elderly.

Other documents, if available, may be uploaded.

Details of bank account of nominated student for receiving the Award amount

Name of Bank *: ALAVI CO-OP.BANK LTD. ▼

Name & Address of Bank *: dasdadad

Account Number *: 888888888888

Repeat Account Number *: 888888888888

Account Holder's Name *: sukhi
(Must be in the name of Nominees only)

IFSC Code of Bank *: 3333333333

Repeat IFSC Code of Bank: 3333333333

Telephone Number of Bank: STD: Phone:

Tick this Box

☐ I agree that i have already checked Bank details of student from Passbook.

Save

Note:
Only nominated student's bank account will be considered

Upload Photo

Upload photo of nominated student

Please select photo to upload:

Choose File No file chosen

(Photo should be in jpg,pnj,gif,bmp or jpeg format
and size should not be more than 2MB.)

Step2: Click
Upload Photo

Upload Photo











Continue to Next

Step1: Choose
file from your PC

After step2: Photo
will appear



List of nominated students:

Sr. No.	Class	Student Name	Parent Name	UID No	Edit / Add Details
1	7th	pragnesh	Ashok Kumar	262246781234	 
2	10th	Mithelesh Prabhakar	Manik Prabhakar	123456789876	 
3	9th	K Sravani	Bhagesh Kuriakose	456723459876	 
4	6th	Anuj Lonkar	Neeraj Lonkar	987634561234	 
5	9th	Kritika pali	Bhanu Palli	234587654567	 

Save & Continue

Important Notes:-

* click on * click on click on  button to add student detail in student nomination.

* Please fill all the details of the Student which are in red color and once it's convert into green, you can forwarded to district authority!

Application will show all green color rows once all student information has been completed.

After completion, Enter the details of authorized person

List / brief description of objective criteria adopted to select the students (not exceeding 100 words):

Detail of authorised person:

	Name	Designation	STD	Phone	Date
Entered by *:	<input type="text"/>	<input type="text"/>	<input type="text"/>	<input type="text"/>	08/04/2019
Verified by *:	<input type="text"/>	<input type="text"/>	<input type="text"/>	<input type="text"/>	08/04/2019

Save

Name of person
who entered the
details

To be verified by
Principal or School
In charge

View & Edit: Press View & Edit button, if user wants to view and edit particulars of the nominated students.

Application status



Student nomination process has been completed successfully. Forward the application to District Authority (DA) for its approval.

View & Edit

Forward Application

Forward
Application

OR

View & Edit: Press View & Edit button, if user wants to view and edit particulars of the nominated students.

Particulars of the students being nominated for the INSPIRE awards:

Application status



Thank you! Your application has been successfully forwarded to District Authority (DA) for its approval. And your application code for future reference is 17890176-535338

Generate acknowledgement



Ministry of Science & Technology, Govt. of India
Department of Science & Technology
Innovation in Science Pursuit for Inspired Research (INSPIRE)



Acknowledgement

Date: Apr 08, 2019

Subject: Application for Student Nomination.

Dear: Dummy School

Welcome to Innovation in Science Pursuit for Inspired Research award scheme (INSPIRE).

Thank you for nominating students with INSPIRE scheme. Your Application has been successfully submitted and forward to district authority for its approval. Please note the application number for future reference.

Application number: 17890176-535338

Student Name	Parent Name	Class at the time of Nomination	UID Number
pragnesh	Ashok Kumar	7	262246781234
Anuj Lonkar	Neeraj Lonkar	6	987634561234
Mithelesh Prabhakar	Manik Prabhakar	10	123456789876
Kritika pali	Bhanu Palli	9	234587654567
K Sravani	Bhagesh Kuriakose	9	456723459876

For any assistance, please contact to our help desk number: 011-26590500 in between office hours.

**Generate
Acknowledgement**



Thank You INSPIRE- MANAK Team National Innovation Foundation-India

 **HELP DESK**

🕒 10:00 AM To 6:00 PM
Monday to Saturday

📞 096384 18605

📞 094298 73469

✉️ Inspire@nifindia.org

TITLE AND PROJECT SYNOPSIS/BRIEF

How to write these correctly in the nomination form

The purpose of including 'Title' and 'Project Synopsis' in the nomination form is to get sufficient idea about the project being submitted hence proper care has to be taken while filling these details

For the title of the project, a suitable title describing the project should be given (for example "A device to climb Areca nut trees", "An assistive walking aid for the elderly", etc.) and NOT a broad theme like Agriculture, Swaccha Bharat, Swastha Bharat, Digital India, etc.

In the project synopsis, the following points need to be included – **what is the project about, what problem it addresses, and what the advantage is.** Please see the example below

Title of the Project: Travelling bag with folding seats

Project Synopsis: Many a times travellers have to stand while waiting for a bus or train at the bus/train station as the number of seats available are few. The student has developed a travelling bag where a folding seat has been incorporated. This can be unfolded and used for sitting while waiting for the bus/train thereby eliminating the discomfort while standing for long time. It will be especially useful for ladies and elderly.

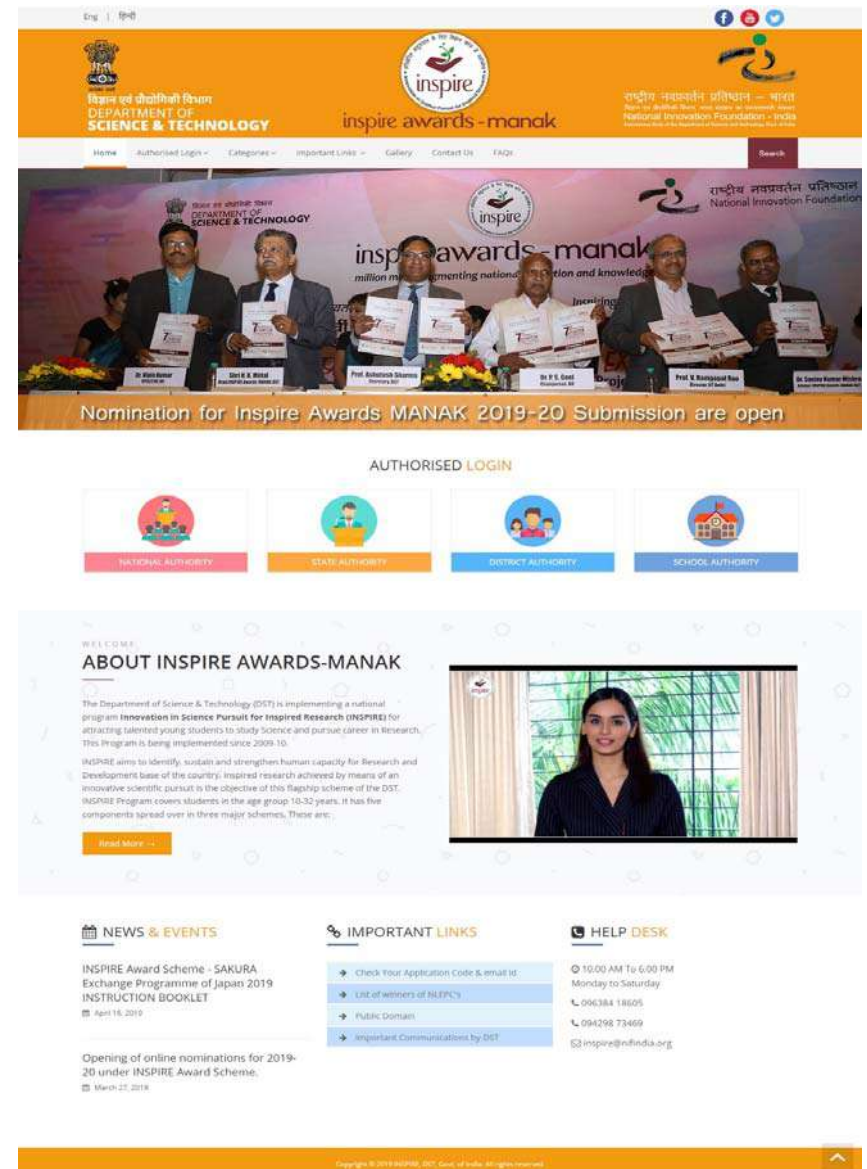
Other documents e.g. photo, sketches, if available, may be uploaded.

Filling the nomination form correctly helps in proper evaluation online -

Remember all projects are first screened online, without the child being present to explain the project.

In case of any ambiguity feel free to contact us on our helpdesk no. 9638418605, 9429873469 or email on inspire@nifindia.org.

INSPIRE Awards- MANAK E-MIAS MANUAL FOR DISTRICT AUTHORITY



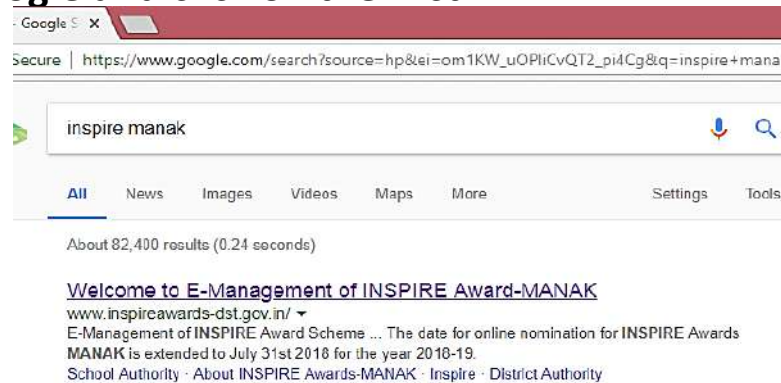
Index

▪ General information about E-MIAS	03-07
▪ For Login by District Authority	08-32
▪ Query regarding Forgot password and username	33
▪ Query regarding updating District Details	34

How to open INSPIRE-MANAK website

- Through Keyword :

Type “Inspire MANAK” on google and click on the first link

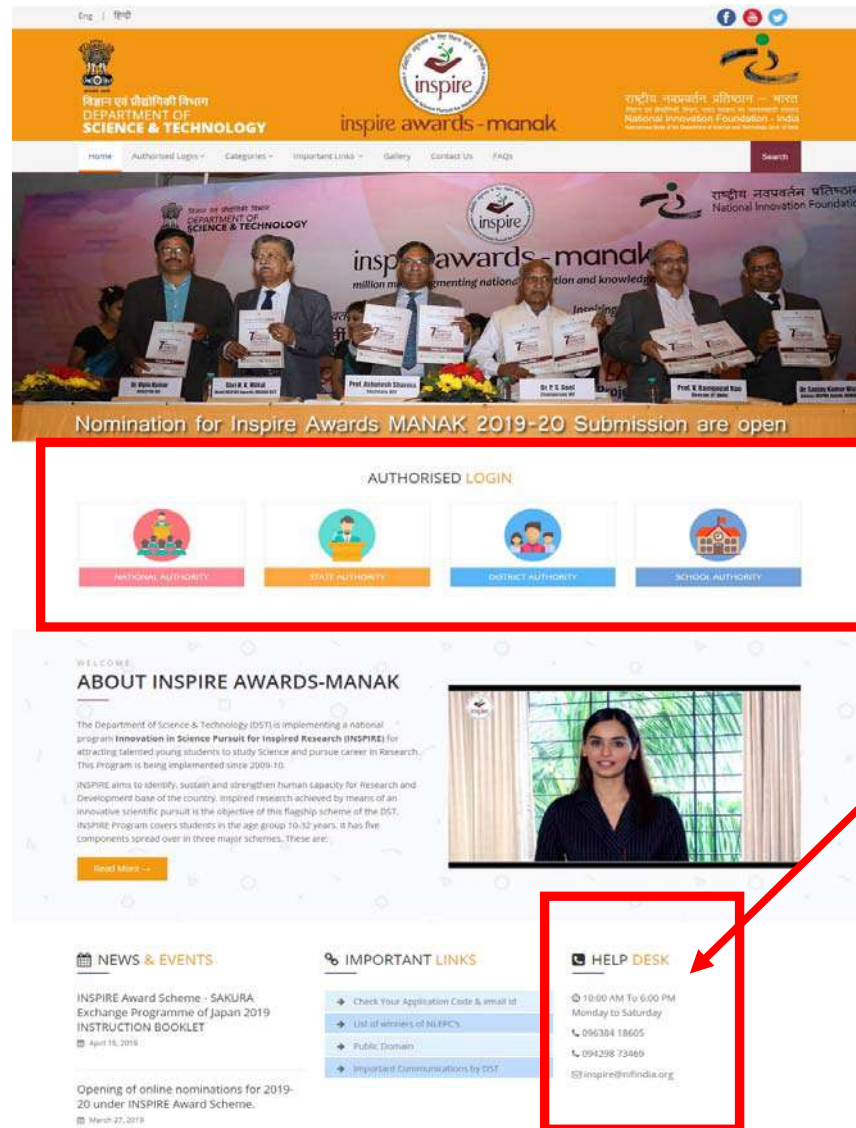


or

- By typing” <http://www.inspireawards-dst.gov.in/> “ in any browser address bar.



Section wise Details



Application user section

Help Desk Query Section

Application User Section

AUTHORISED LOGIN



NATIONAL AUTHORITY



STATE AUTHORITY



DISTRICT AUTHORITY



SCHOOL AUTHORITY

These authorities have been assigned the right to access the E-MIAS portal using given username & Password

Home Page:



The image shows the header and banner of the Inspire Awards - Manak website. The header is orange and features the Department of Science & Technology logo, the Inspire logo, and the National Innovation Foundation - India logo. Below the header is a navigation bar with links: Home, Authorised Login, Categories, Important Links, Gallery, Contact Us, and FAQs. A search bar is also present. The banner below the navigation bar shows a group of officials holding award certificates. The text on the banner reads: "inspire awards - manak", "million minds augmenting national innovation and knowledge", and "National Innovation Foundation". At the bottom of the banner, it says "Nomination for Inspire Awards MANAK 2019-20 Submission are open".

Click on this Tab
to proceed



The image shows the "AUTHORISED LOGIN" section of the website. It contains four buttons with icons and labels: "NATIONAL AUTHORITY" (pink button with a person icon), "STATE AUTHORITY" (orange button with a person icon), "DISTRICT AUTHORITY" (blue button with a group of people icon, highlighted with a blue border), and "SCHOOL AUTHORITY" (blue button with a school building icon). A blue arrow points from the text "Click on this Tab to proceed" to the "DISTRICT AUTHORITY" button.

Welcome District Authority: Districts Participating in the INSPIRE Award Scheme

Please select any one of the options given below to proceed

➤ For One Time Registration - [Click Here](#).

To file a request to Register for the First Time.

➤ For Resubmission of OTR / Submission of saved file - [Click Here](#).

If Request for OTR Rejected by SA, and wished to resubmitted request after rectification of defects

➤ To Login- [Click Here](#).

If already registered, Please login to the system.

To Login into E-MIAS portal by District Authority

➤ To Login- Click Here.
If already registered, Please login to the system.

District Authority , please enter:

User Name:

Password:

Please enter below code to login:

BYFO2R

Note: Captcha Code is case sensitive

Login

[Forgot Password](#) | [New User? Register](#)


Enter the Details

Click Login


After Login, this Page will Appear

← → ↺ ⓘ Not secure | www.inspireawards-dst.gov.in/UserC/auth-dashboard.aspx


Eng | हिन्दी



विज्ञान एवं प्रौद्योगिकी विभाग
DEPARTMENT OF
SCIENCE & TECHNOLOGY



inspire
inspire awards - manak



राष्ट्रीय नवप्रवर्तन प्रतिष्ठान – भारत
विज्ञान एवं प्रौद्योगिकी विभाग, भारत सरकार का स्वायत्तशासी संस्थान
National Innovation Foundation - India
Autonomous Body of the Department of Science and Technology, Govt. of India

[Home](#) | [FAQs](#)

Logout

Welcome District Authority (District Nodal Officers/District Education Officers / i/c INSPIRE) participating in the INSPIRE Award Scheme

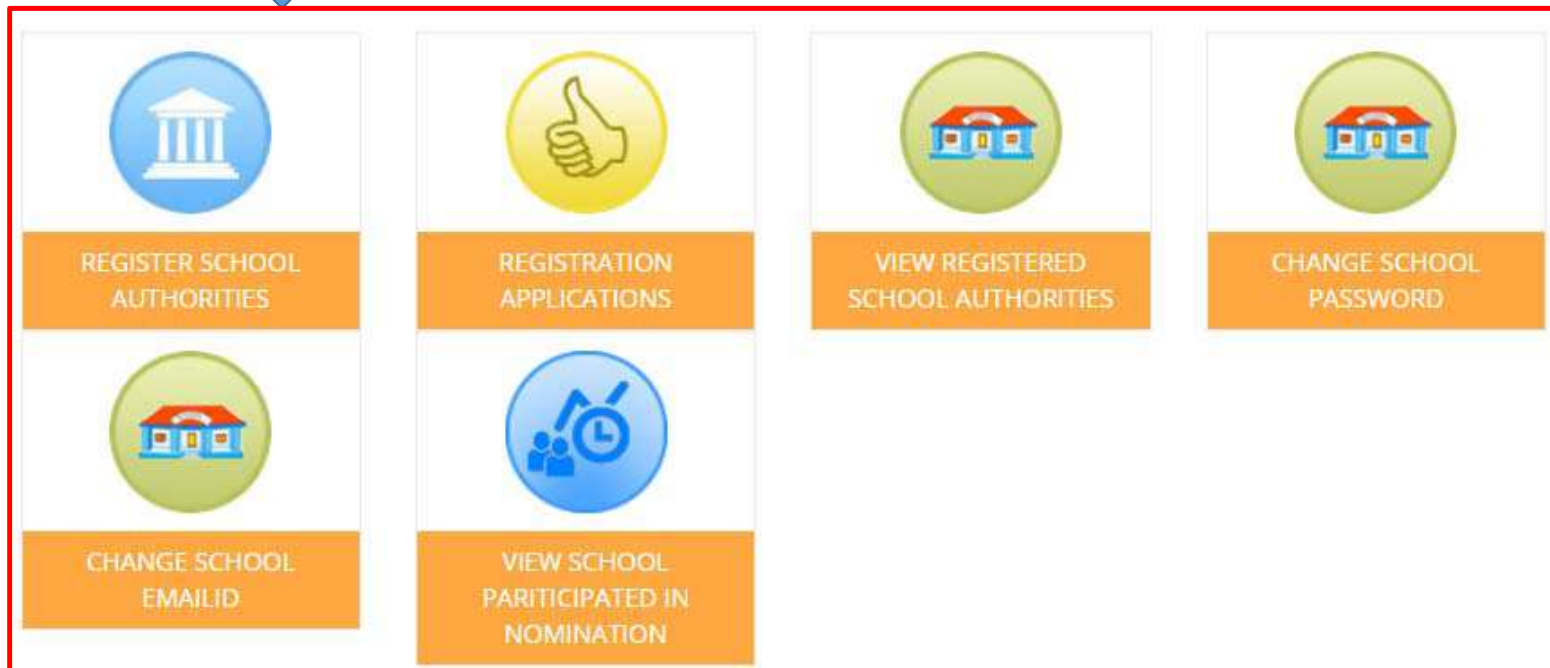
Under this scheme, all recognized schools in the country (whether run by Central Government or State Government or local body or NGOs), including private schools (aided or unaided), having classes 6th to 10th (whether all or some), are eligible to enroll in the scheme and submit nominations of eligible children to DST through their respective District/ State education authority on-line/ off-line. For more details about the scheme click [here](#)

Welcome
DA :
(BALJEET SEHRAWAT)
E-Mail: abcef.123@gmail.com
Contact: XXXXXXXXXX
Last login: Tuesday, May 14 2019
10:53AM | [Edit Profile](#) | [Dashboard](#)

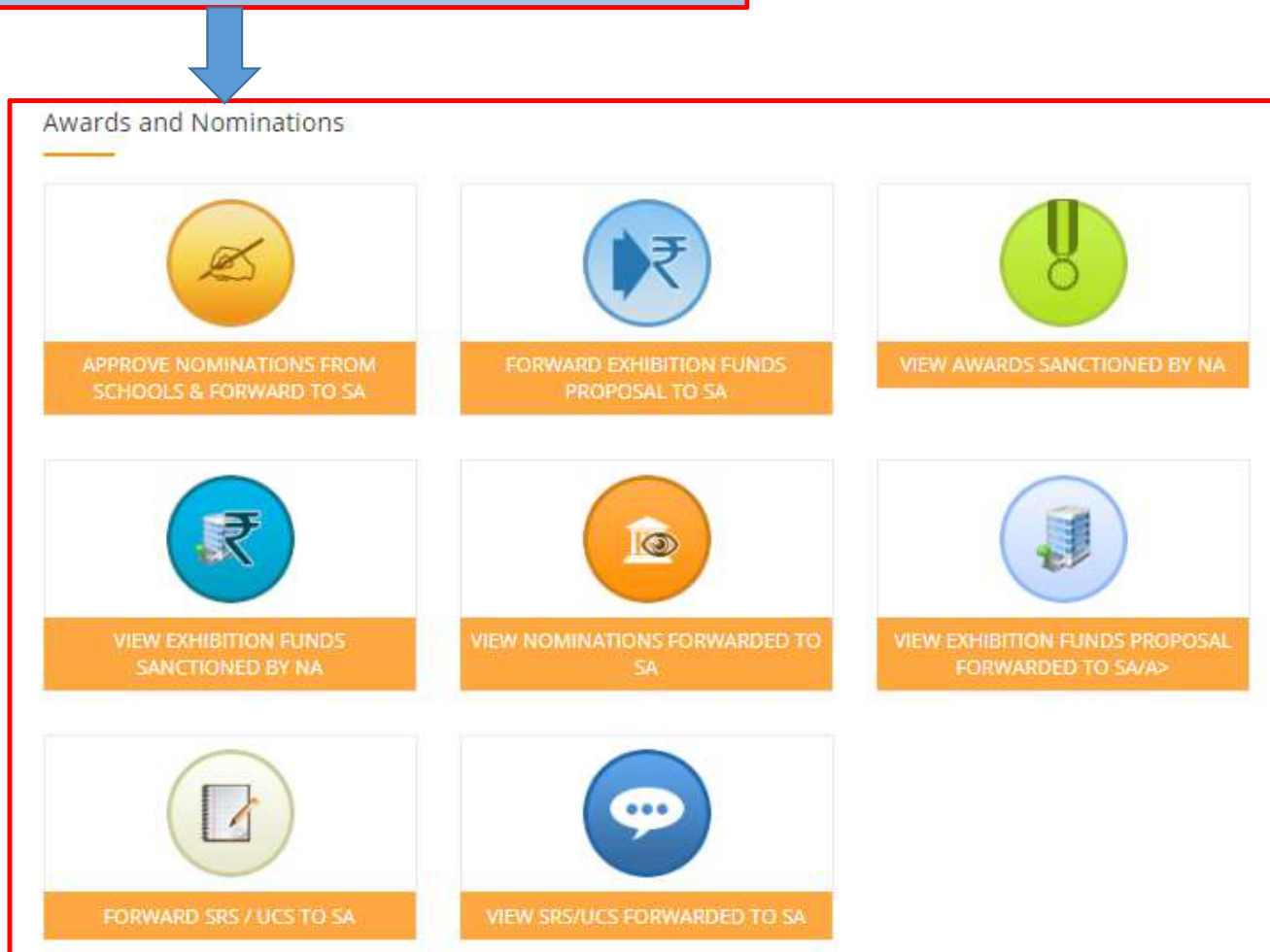
Various sections under District Authority

1.

AUTHORITIES



2. AWARDS AND NOMINATIONS



3. MIS AND MISCELLANEOUS



4.

DLEPC WINNER DETAILS



District Level Exhibition & Project Completion (DLEPC) winners details will be mentioned here

Section1: AUTHORITIES



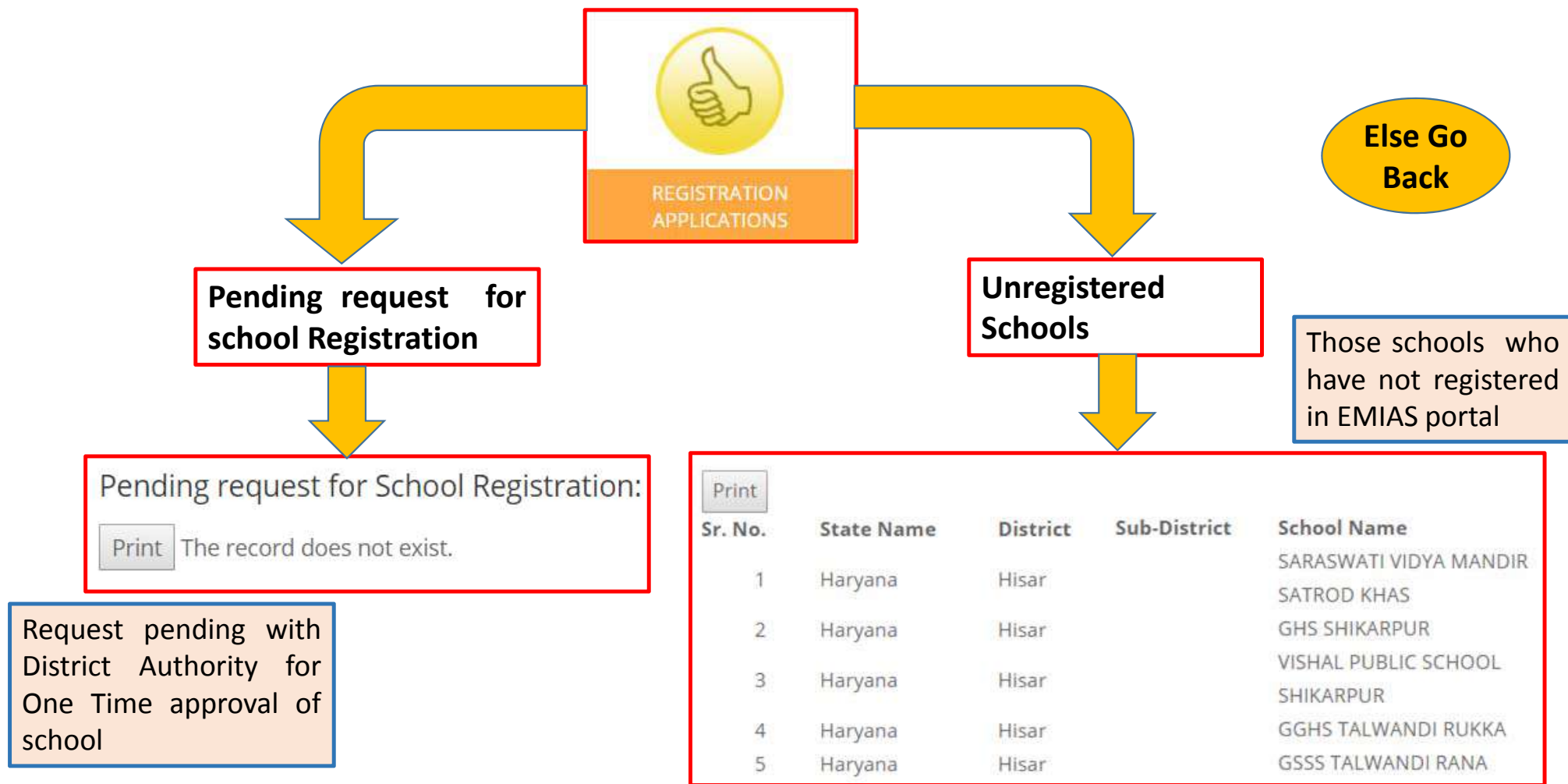
On clicking, this
page will Appear

The District Authority will be able to fill registration application form on behalf of those schools who do not have internet facility for registering them as School Authorities under E-MIAS. While doing so an official of DA is performing the functions of school authority.

New School Authority: Particulars of School

For Downloading / Uploading School Registration Offline form [Click Here](#)

Revenue District *:	<input type="text" value="Hisar"/>
Revenue Sub-district (Tehsil / Taluka / Block etc.) *:	<input type="text" value="-- Select --"/>
Education District:	<input type="text"/>
Name of the School *:	<input type="text"/>
Specify School Name	<input type="text"/>
Complete Postal Address *:	<input type="text"/>
Pin Code *:	<input type="text"/>
E-mail Address of School Authorized officer *:	<input type="text"/>
Mobile Number of School Authorized officer *:	+91- <input type="text"/>
School Code: (If any as allotted by district / state education authorities)	<input type="text"/>
<input type="button" value="Save and Next"/>	





This page will appear

Click this icon,
to get school
particulars

All schools approved by
District Authority will be
shown under this page

S.No	School Name	State	District	Sub District	Address	Organization Type	Applied On	Approved Date	School Code	View Detail
1	ADARSH HIGH SCHOOL MOTH	Haryana	Hisar	Narnaund	vpo moth teh narnaund distt hisar	Private Unaided.	18-Mar-15	19-Mar-15	7674	View
2	ADARSH HIGH SCHOOL SATROD KHAS	Haryana	Hisar	Hisar	V.P.O. Satrod Khas Hisar, Haryana	State Govt.	20-Jun-14	20-Jun-14		View
3	ADARSH HIGH SCHOOL SIWANI BOLAN	Haryana	Hisar	Hisar	NEAR BUS STAND SIWANI BOLAN	Private Unaided.	29-Jan-15	29-Jan-15		View
4	ADARSH SR SEC SCHOOL CHOUDHARIWAS	Haryana	Hisar	Hisar	Adarsh Sr.Sec. School, Choudhariwas (Hisar), Haryana.	Private Unaided.	12-Sep-16	15-Sep-16	6143	View



This page will appear

If schools authority is not able to access the login password, district authority can change the password on school's request.

Change School Password

[Go Back](#)


Please Enter Application Code and Password Link will Send in School Email Id:

Please enter below code:

Q23F4J

Note: Captcha Code is case sensitive

[Get Password](#)



This page will appear

Change of E-Mail address

School AppCode :

If school authority registered email id is not working or changed, district authority can change the school email id on school's request.

School AppCode :

Details of users :

S. No	Application Code	User Name	Email ID	User Mobile No	User Type
1	APP1234567788	BAPU ADARSH VIDYALAYA SECONDARY SCHOOL	xxxxxx@gmail.com	09000000000	School

New EmailID :

Submit

Cancel

If school has forwarded the ideas/innovations nominations to DA



VIEW SCHOOL
PARTICIPATED IN
NOMINATION

If school has not send the ideas /innovations to DA

Approved Nomination

Schools not participated in nomination

List of Districts:

Print

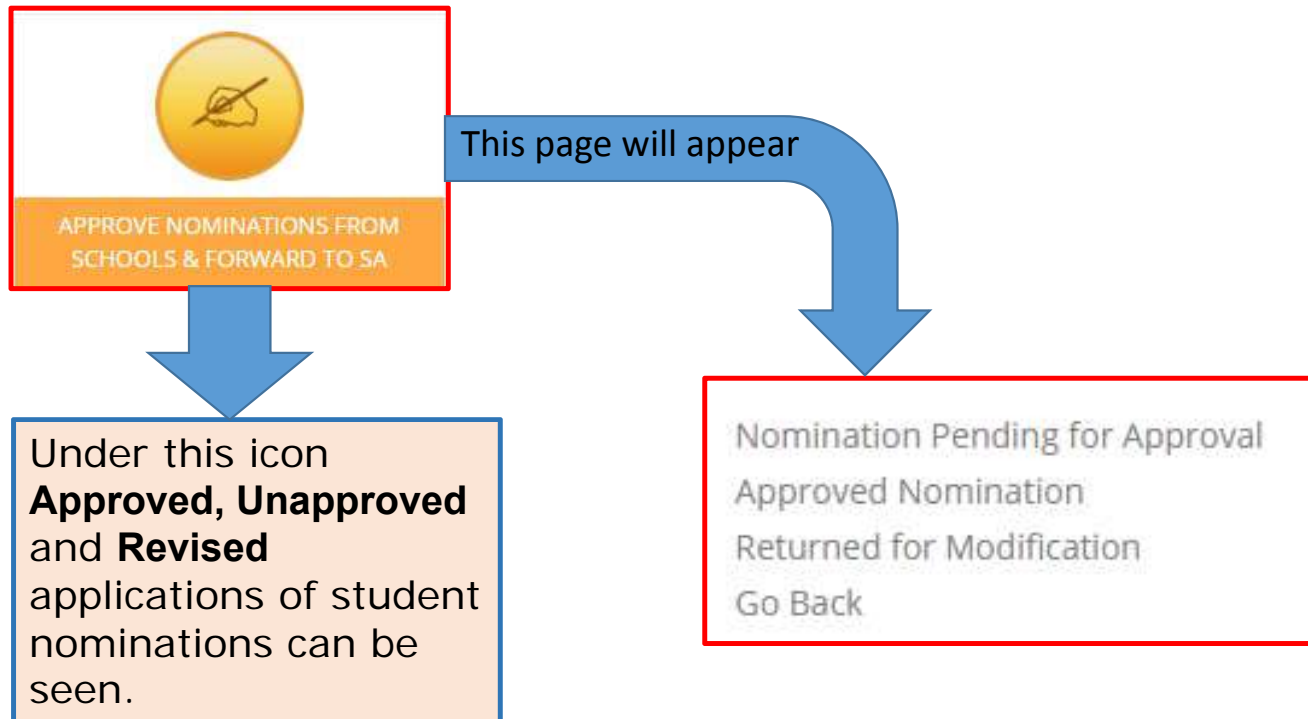
SNO	Applicaton Code	School Name	School Address	Email	Contact Number	Approved Forward Date
1	APP132284674	AJMERI GATE-ANGLO ARABIC MODEL SCH	Anglo Arabic Model School, Ajmeri Gate, Delhi	12345@gmail.com	0008776555	7/31/2019 9:18:00 AM

List of Districts:

Print

SNO	Applicaton Code	School Name	School Address	Email	Contact Number
1	APP111111111	A.E.S.SR.SEC.SCHOOL	A.E.S.Sr.Sec.Sec.School,Prasad Nagar, Karol Bagh, New Delhi.	12345@gmail.com	

Section 2: AWARDS AND NOMINATIONS



Nomination Pending
for approval

List of unapproved applications

Sr. No.	AppCode	Sub District	School Name	Nominated Students	Detail
1	17139726-535519	Hisar	ADARSH HIGH SCHOOL SATROD KHAS	5	View

Approved Nominations

List of approved applications

Sr. No.	Sub District	School Name	Nominated Students	Detail
1	Hisar	GGSSS PABRA	5	View
2	Hisar	GHS CHIKANWAS	5	View
3	Hansi	DR RCVP SR SEC SCHOOL	5	View
4	Hisar	GHS LUDAS	5	View
5	Hansi	GGSSS KHARBLA KHERA	5	View

Returned for
modification

List of rejected applications

No record found



FORWARD EXHIBITION FUNDS
PROPOSAL TO SA

This page will appear



Format for submitting proposals by District Authority (SNO I/C of INSPIRE) to State Authority (SNO I/C of INSPIRE) for Sanction/Release of funds for organisation of DLEPCs

Note: After the submission of all details electronically, take a print out and send a signed copy to SNO by Speed Post.

Check Guidelines before filling this form.

PART -A: To be filled in by the State Authority (State Nodal Officer I/C INSPIRE)

Name of State/UT:

Name of the District:

N.D/Central

Date of submitting proposal:

08/08/2019

Number of awards sanctioned so far to the schools in the District:

SL.No.	Particulars	Fill details in relevent columns,as required/as applicable(Number/Amount)
1	2	3
1	No. of Awardees who are required to participate in DLEPC(number)[see Norms1](All this awardees are	<input type="text"/>



This page will appear

This will provide the user the list of awards sanctioned by NA.

List of Awards Sanctioned by NA:




Total Sanctioned : 686

Sr. No.	Sanction Year	Lot Number	Date of Sanction	No. of Awards Sanctioned	View Sanction Order	View Student List	View List Of Awardees
1	2016-17	1	18 Mar 2016	144	Sanction	Student List	List of Awardees
2	2016-17	2	17 Nov 2016	33	Sanction	Student List	List of Awardees
Sr. No.	Sanction Year	Lot Number	Date of Sanction	No. of Awards Sanctioned	View Sanction Order	View Student List	View List Of Awardees
1	2017-18	1	09 Jan 2018	108	Sanction	Student List	List of Awardees

List of sanctioned awards will be shown to the user with respective year and sanction date.

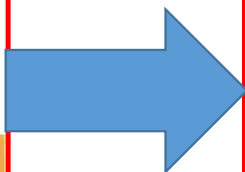
Sr. No.	Sanction Year	Lot Number	Date of Sanction	No. of Awards Sanctioned	View Sanction Order	View Student List	View List Of Awardees
1	2017-18	1	09 Jan 2018	108	Sanction	Student List	List of Awardees

Click List of Awardees

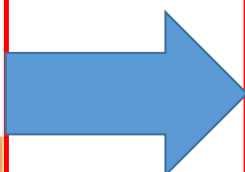
Print	Sr. No.	Rev. District	Rev. Sub-District	Edu. District	School Name	School Code	School Type	School Level	Locality	Student Name	Parent Name	Class	Gender	Category	UID	Ref. Code	Project Title
	1	Hisar	Adampur	HISAR	GGSSS MANDI ADAMPUR	4071	State Govt	Senior Secondary	Rural	Pooja	Mr. Mange Ram	10	F	Gen	18HR1415098		Use of Plastic waste
	2	Hisar	Adampur	HISAR	GHS CHULI KALAN	1202	State Govt	Secondary	Rural	PARDEEP	JAIBIR	9	M	Gen	18HR1415102		SOLAR ENERGY
	3	Hisar	Adampur	HISAR	GHS CHULI KALAN	1202	State Govt	Secondary	Rural	HOSHIYAR SINGH	BHAJAN LAL	10	M	OBC	18HR1415103		BIOMASS

The User can take printout of the INSPIRE Award Certificate of the student by clicking on this

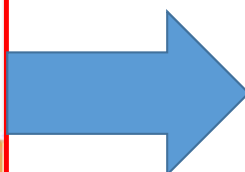




Go Back				
Exhibition Fund released : Hisar				
Sanction Year	Lot No.	Date of Sanction	Amount Sanctioned (Rs.)	Sanction Order
2010-11	1	01 Jul 2011	1,11,100	Sanction



Nomination Pending for Approval
Approved Nomination
Returned for Modification
Go Back



Fund Proposal Sent By District Authority :

General
Summary Reports
Utilisation Certificate
Go Back



This page will appear

This icon is for forwarding Summary report and Utilisation certificate to State Authority

Please select any one of the options given below to proceed

For Summary Report-Click Here.

INSPIRE Award Scheme -Summary Report on the organisation of DLEPC and SLEPC.

For Utilisation Certificate-Click Here.

INSPIRE Award Scheme -Utilisation Certificate(s) of funds released by DST.

INSPIRE Award
Scheme- Summary
Report on the
organisation of
DLEPC and SLEPC

Summary Report on the organisation of District Level Exhibition and Competitions (DLEPCs) and State Level Exhibition and Project Competitions (SLEPC)

Name of the State/UT: _____ Number of Awards: _____
 Sanctioned so far*: _____

Planned Year*:

Details of District Level Exhibition and Project Competition(DLEPCs)organised

Name of the district* Hisar Date on which DLEPC *

No. of DLEPCs Organised *: No. of INSPIRE Awardees participated *:

No. of Projects selected for SLEPCs*: Amount sanctioned for DLEPC by DST *:

Actual expenditure made for DLEPCs*: Balance available, if any*:

Whether attendance sheet of awardees maintained (Y/N): ☐

Whether electronic copy of photographs and videographs maintained and sent to DST(Y/N): ☐

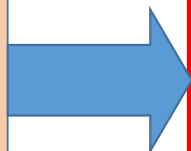
Whether proper accounts of expenditure made / kept along with relevant bills, vouchers, documents etc.(Y/N): ☐

Whether report of jury and report of DNO received and sent to DST (Y/N): ☐

Whether any internal audit of accounts and records carried out (Y/N): ☐

Remarks, if any:

INSPIRE Award
Scheme- Utilisation
Certificate(s) of
funds released by
DST



Utilisation Certificate

Date: 16/05/2019
 Plan / Financial Year:
 Name of District: Hisar
 Name of State:
 Reference No.

Subject: INSPIRE Award Scheme -Organisation of District Level Exhibition and Project Competitions (DLEPCs) -Utilisation Certificate(s)
of funds released by (Name of the State/Agency).

References: (I) **Sanction Order No.:** **Dated:** 16/05/2019

Certified that out of an amount of Rs. sanctioned and released wide reference (s) cited above, an amount of Rs. has been utilised for the purpose to it was sanctioned i.e. organisation of DLEPCs in Hisar District in accordance with the terms and conditions of the sanction order(s) and other instructions issued by State/DST from time to time and in accordance with enclosed details.

Fund Utilisation Details:

SL.No.	Subject	For organisation of DLEPCs (in Rs.)
1	Total funds released by DST so far	<input type="text"/>
2	Funds utilised so far	<input type="text"/>
3	Out of column 2 above, amount for which UCs already sent	<input type="text"/>
4	Balance amount for which UCs is being sent now [2-3]	<input type="text"/>
5	Total Amount for which UCs submitted so far [3+4]	<input type="text"/>
6	Balance funds available [1-2]	<input type="text"/>
7	Interest earned on funds released by State	<input type="text"/>
8	Total unspent funds available [6-7]	<input type="text"/>
9	Balance amount for which UC is yet to be sent [2-5]	<input type="text"/>



This page will appear

This icon is for viewing
Summary report and
Utilisation certificate
forwarded to State
Authority

View UCs sent by DAs to SAs
View SRs sent by DAs to SAs

Section3: MIS and MISCELLANEOUS




On clicking

User can communicate with its higher authority and lower authority. DA can receive communication from NA but DA can't send emails directly to NA using this portal.

Communication

☐ Post Communication ☐ e mail Communication


Total no. of e mail party Go Back
Clear all

 **Mail To:**

☐ SA ☐ All Schools

Subject:

Message:





This page will appear

District Authority will receive the communicating messages with NA/SA/ and all schools under it.

View Post Communication

List of Post Communication

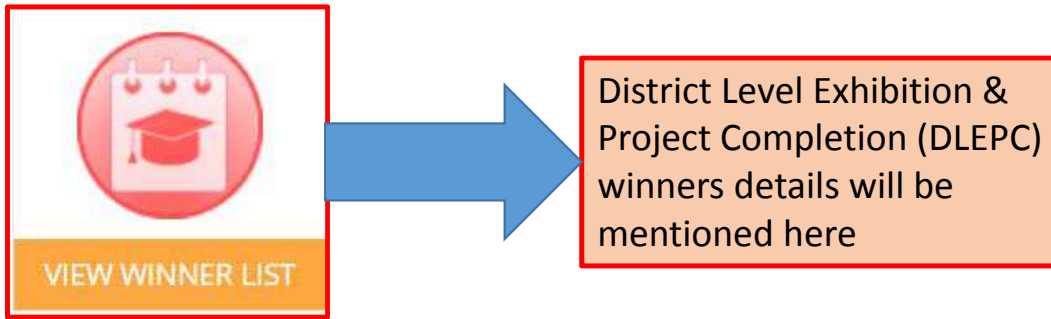
Post Communication

Inbox Outbox

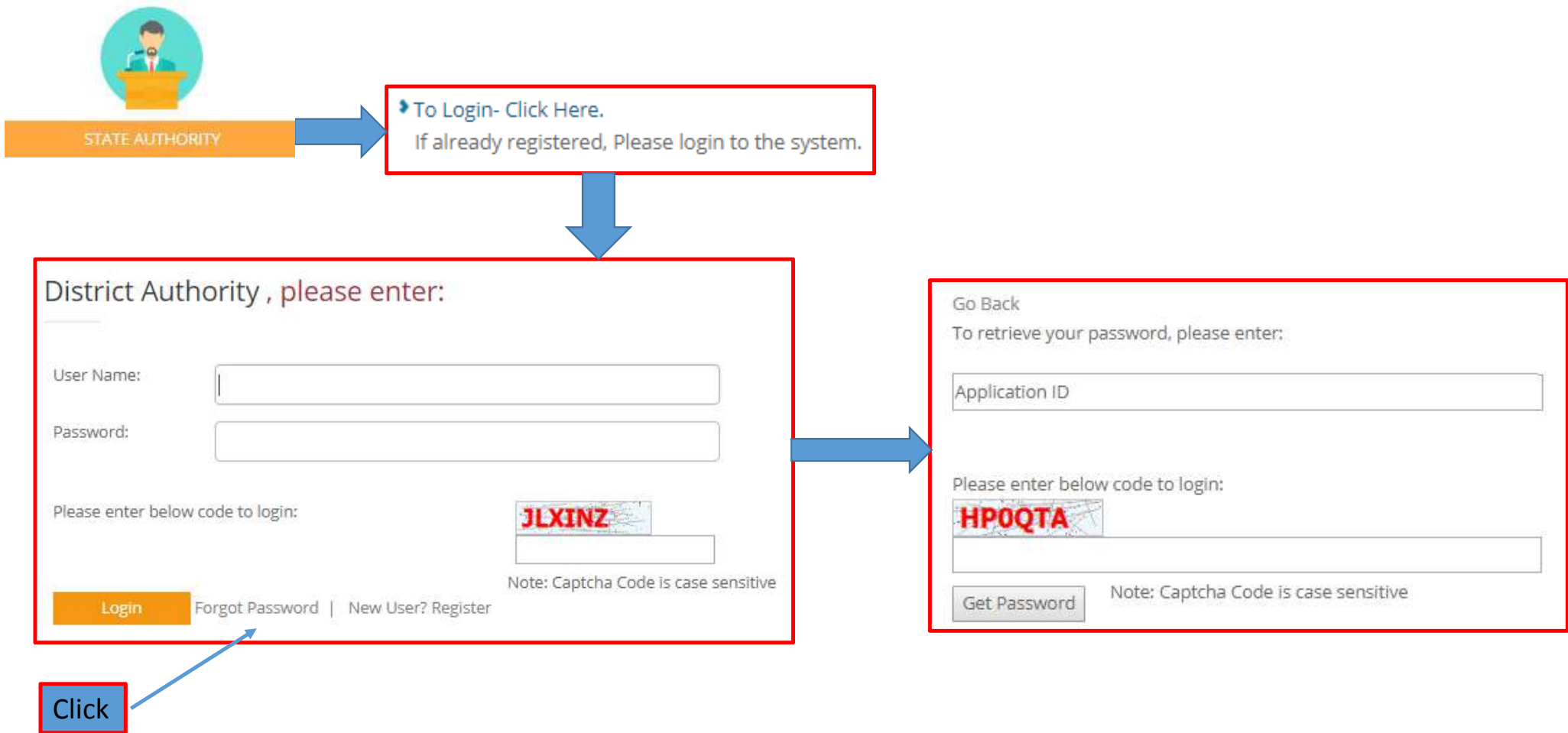
From NA | From SA | From School

Sr. NO.	Received Date	Received From	Received From	Subject	Detail
1	30 Mar 2019	675932	All DAs	INSPIRE Awards - MANAK 2019 - 20 nominations are open: Submit TODAY!	View

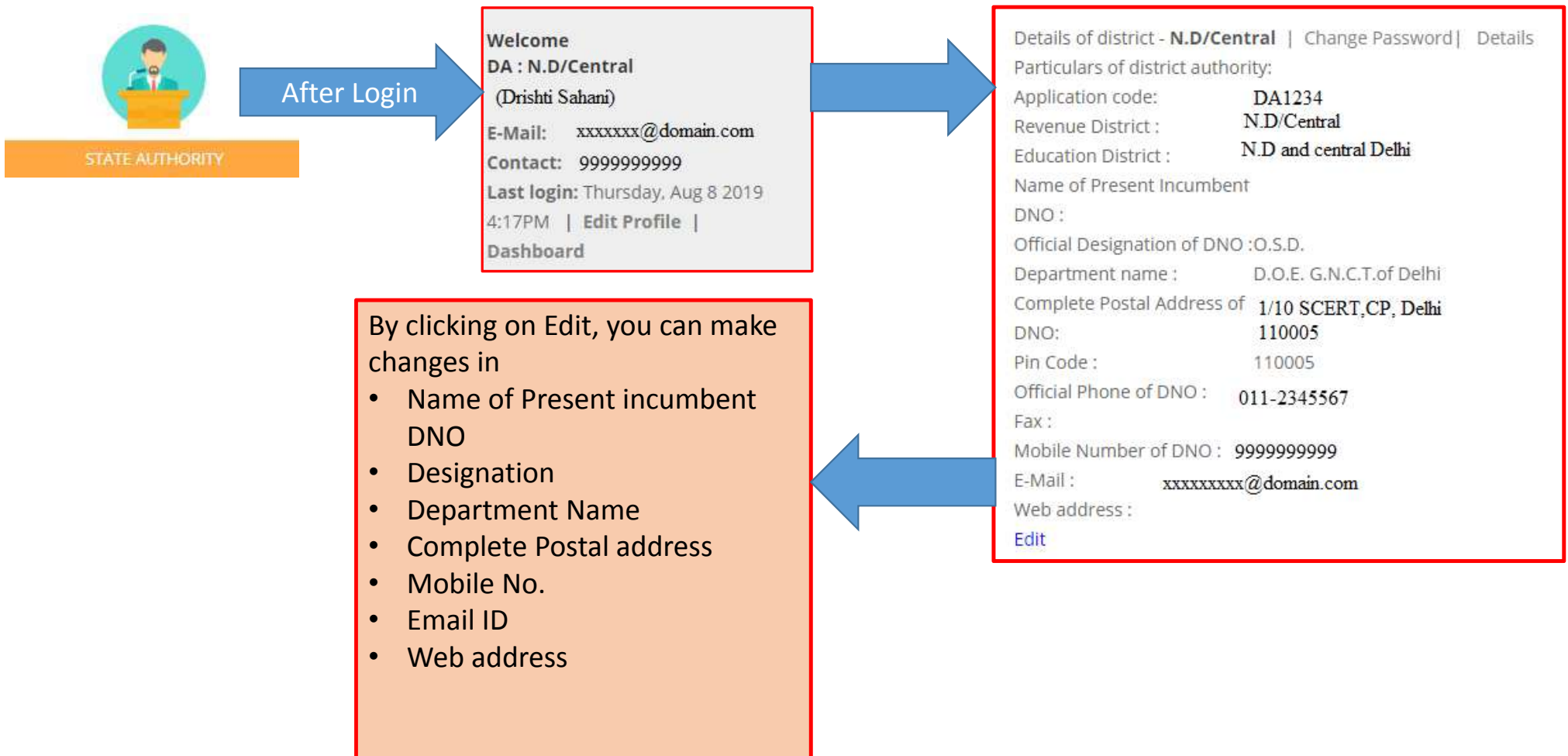
Section4: DLEPC WINNERS DETAILS



Query regarding Forgot password and username

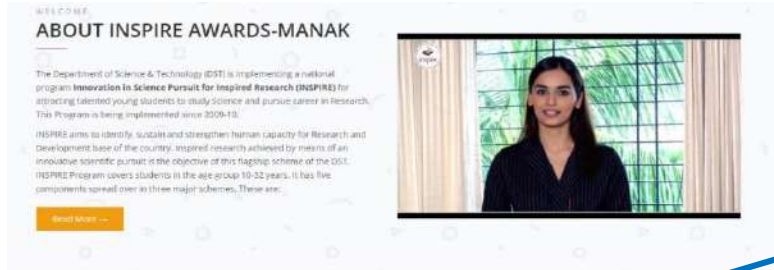


Query regarding Updating District Authority Details



यूजर आईडी और पासवर्ड पुनर्प्राप्त करने के लिए दिशानिर्देश: पंजीकृत स्कूलों के लिए

यदि आप अपनी यूजर आईडी, पासवर्ड, एप्लीकेशन आईडी और पंजीकृत ईमेल आईडी भूल गए हैं या फिर खो गया है, तो इसे पुनः प्राप्त करने के लिए कृपया इन चरणों का पालन करें।



होम पेज पर दिए गए लिंक पर क्लिक करें और अपने एप्लीकेशन कोड और पंजीकृत ईमेल आईडी की जानकारी प्राप्त करें।



Contact Details :

Please Select *

Please select state *

Please select district *

Please select school *

Submit

S.No. 1 Name Dummy School Person's Name Nilesh Mobile Number 9999999999

Email Address nileshj@nifindia.org Application Number APP30993890176

School Authority please enter:

User Name:

Password:

Please enter below code to login:

FKX5NO

Note: Captcha Code is case sensitive

Login Forgot Password New User? Register

आवेदन संख्या और पंजीकृत ईमेल प्राप्त करने के बाद, होम पेज पर दिए गए स्कूल प्राधिकरण के लिंक पर क्लिक करें। पासवर्ड पुनः प्राप्त करने के लिए कृपया फॉरगेट पासवर्ड पर क्लिक करें और एप्लीकेशन नंबर और कैप्चा भस्कर गेट पासवर्ड पर क्लिक करें।

पासवर्ड रीसेट करने के बाद आपको अपनी पंजीकृत ईमेल आईडी पर नया पासवर्ड बनाने के लिए यूजर आईडी और पासवर्ड का लिंक प्राप्त होगा। ईमेल के लिए कृपया अपना स्पैम फोल्डर भी देखें।

To retrieve your password, please enter:

Application ID

Please enter below code to login:

KRL1XH

Note: Captcha Code is case sensitive

Get Password

यदि आपकी पंजीकृत ईमेल आईडी मान्य नहीं है और आप इसे बदलना चाहते हैं, तो कृपया आवेदन संख्या, राज्य, जिला, उप जिला, स्कूल का नाम, पुरानी और नई ईमेल आईडी के साथ inspire@nifindia.org पर एक अनुरोध ईमेल भेजें।

किसी भी अस्पष्टता की स्थिति में हमारे हेल्पडेस्क नं 9638418605, 9429873469 पर संपर्क करें या फिर inspire@nifindia पर ईमेल करें

इंस्पायर अवार्ड्स-मानक टीम

Guideline to Recover User ID and Password: For Registered School

If you have forgotten or lost your LOGIN ID, Password, Application ID and registered email id, please follow these steps.



Click on the link (given at Home Page) and check Application code and registered email ID.



Contact Details :

Please Select *:

Please select state *:

Please select district *:

Please select school *:

Submit

S.No.	Name	Person's Name	Mobile Number	Email Address	Application Number
1	Dummy School	Nilesh	9999999999	nileshj@nifindia.org	APP30993890176

School Authority please enter:

User Name:

Password:

Please enter below code to login:

FKX5NO

Note: Captcha Code is case sensitive

Login

Forgot Password

New User? Register

After getting Application number and registered email please click on School Authority in Authorised Login section. To retrieve password please click on forgot password section and fill the Application and Captcha.

Once you reset the password, you will receive User Id and Password link to generate new password on your registered email id. Please check your spam folder for the email too.

To retrieve your password, please enter:

Application ID

Please enter below code to login:

KRL1XH

Note: Captcha Code is case sensitive

Get Password

If your registered email id is not valid and you want to change it, please send a request email on inspire@nifindia.org along with Application No., State, District, Sub district, school name, old and new email id.

In case of any ambiguity feel free to contact us on our helpdesk no. 9638418605, 9429873469 or email on inspire@nifindia.org.

INSPIRE Awards-MANAK Team