

# सत्रारम्भ : आधार रेखा आकलन

सत्र : .....

विषय : अंग्रेजी

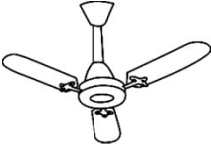




कक्षा : 2

शाला का नाम : ..... दिनांक : .....

विद्यार्थी का नाम : ..... रोल नं. : .....

## Reading Comprehension

1. Circle the first letter for the picture. (दिए गए चित्रों को पढ़कर उनके प्रथम अक्षर पर गोला लगाइए।)

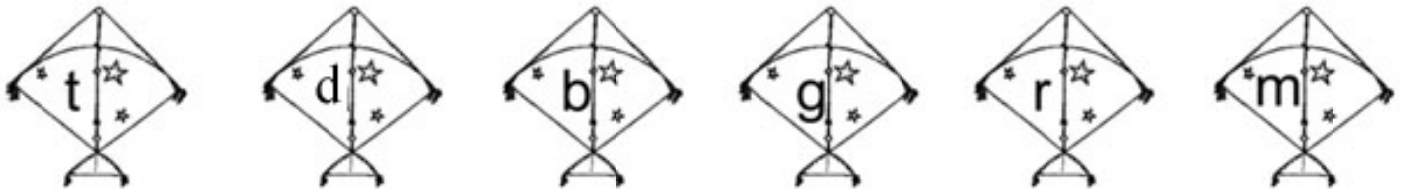
g f m p	d a e i	b i d n	k p a s	m a f t
				

2. Match the pictures with their names. (चित्रों का शब्दों से मिलान कीजिए।)

				
-------------------------------------------------------------------------------------	-------------------------------------------------------------------------------------	-------------------------------------------------------------------------------------	--------------------------------------------------------------------------------------	---------------------------------------------------------------------------------------






Shirt	Girl	Tomato	Skirt	Ice-cream
-------	------	--------	-------	-----------

3. Join the capital and small letters. (बड़े अक्षर को छोटे अक्षर से मिलान कीजिए।)



## Writing

4. Look at the picture and fill in the blanks. (चित्र देखकर उसके शब्दों से खाली स्थान पूरा करो।)



.....lephant

.....anana

.....ook

.....en

.....igeon

5. Fill in the blanks to complete the word. (रिक्त स्थानों की पूर्ति कर सही शब्द बनाइए।)


a) \_ a r

b) f \_ \_ g


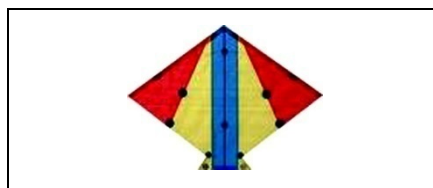

c) J \_ k \_ r

d) M \_ n \_ o

e) T \_ e \_



6. Copy these words given in fourline. (दिए गए शब्दों को चारलाइन में लिखिए)




Parrot

Kite

Duck

7. Write the small letter of the alphabets a to z.(a से z तक छोटे अक्षर लिखे।)



8. Write the capital letter of the alphabets a to z. (a से z तक बड़े अक्षर लिखे।)

जाँचकर्ता टिप्पणी

.....

.....

.....

नाम, मोबाइल एवं हस्ताक्षर

दिनांक : .....

# सत्रारम्भ : आधार रेखा आकलन

सत्र : .....

विषय : अंग्रेजी



कक्षा : 3

शाला का नाम : ..... दिनांक : .....

विद्यार्थी का नाम : ..... रोल नं. : .....

## Reading Comprehension

1. Match the picture with their word. (चित्र का शब्द से मिलान कीजिए।)



dancing


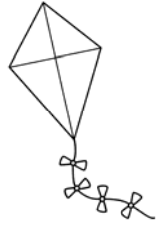

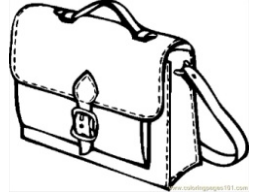
eating

climbing

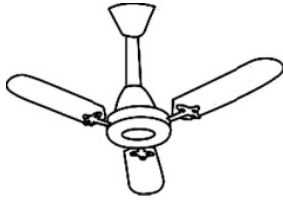
writing

playing

2. Rearrange the letters to form the names of the pictures. (चित्र को देखकर सही शब्द बनाइए।)

	s i h f	_____
	i t k e	_____
	x e a	_____
	g a b	_____

3. Look at the picture and write the correct word. (चित्र को देखकर शब्द लिखिए—)



\_\_\_\_\_



\_\_\_\_\_



\_\_\_\_\_



\_\_\_\_\_



\_\_\_\_\_



\_\_\_\_\_




\_\_\_\_\_




\_\_\_\_\_

### Writing

4. Look at the pictures and write 'a' or 'an' in front of them. One has been done for you. (चित्रों को देखकर 'a' or 'an' का प्रयोग करके रिक्त स्थानों की पूर्ति कीजिए।)



an axe




..... mango



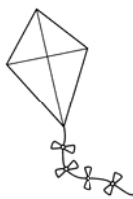
.....umbrella



..... apple



..... orange



..... kite



..... hen



..... ice cream

5. Read the sentence and rewrite it correctly. (वाक्यों को पढ़कर, सही लिखिए—)

a. This is a aeroplane.

\_\_\_\_\_

b. That is an ball.

\_\_\_\_\_

c. This is a ant.

\_\_\_\_\_

d. This is a ox.

\_\_\_\_\_

e. That is an girl.


\_\_\_\_\_


6. Look at the picture and fill in the blanks with correct prepositions. (उदाहरण को समझकर खाली स्थान में prepositions लिखें।)


- i. Ravi is o n the chair.
- ii. The dog is ..... the chair.
- iii. The cat is ..... the table.
- iv. The rat is ..... the tin.




7. Fill in the blanks using He and She. (He and She का प्रयोग करते हुए रिक्त स्थानों की पूर्ति कीजिए)

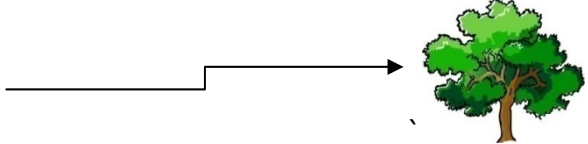



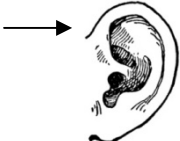
	..... is Mr. Ramesh. ..... is a doctor.
-----------------------------------------------------------------------------------	--------------------------------------------

	..... is Mrs. Rani. ..... is a woman. ..... is a nurse.
-----------------------------------------------------------------------------------	---------------------------------------------------------------

	..... is Radha. ..... is my mother.
------------------------------------------------------------------------------------	----------------------------------------

	..... is Mohit. ..... is a boy. ..... is your brother.
------------------------------------------------------------------------------------	--------------------------------------------------------------

8. Look at the picture and complete sentence using 'This/That'. ('This/That' का प्रयोग करते हुए वाक्य बनाएँ।)

a) What is this? .....	
b) What is this? .....	
c) What is that? .....	
d) What is that? .....	
e) What is this? .....	

9. Look at the picture and write sentence using words given in the help box. (Help box में दिये गये शब्दों का प्रयोग करते हुए वाक्य बनायें)



He            in            on            she  
 playing    eating       sleeping    jumping  
 catching   mango       fruits       children  
 bench      throwing    ball

---

---

---

---

---

---

---

---

---

---

10. Dictate three letter words (तीन अक्षर वाले शब्दों का श्रुत लेखन करवायें—)

_____	_____	_____	_____	_____
_____	_____	_____	_____	_____
_____	_____	_____	_____	_____

जाँचकर्ता टिप्पणी	
.....	
.....	
.....	
नाम, मोबाइल एवं हस्ताक्षर	दिनांक : .....



सत्रारम्भ : आधार रेखा आकलन

सत्र : .....

विषय : अंग्रेजी

कक्षा : 4

शाला का नाम : ..... दिनांक : .....

विद्यार्थी का नाम : ..... रोल नं. : .....

Reading Comprehension

1. Rewrite the sentences in the right order using the correct punctuation marks.

i. playing / your sister / is / cricket

**Your sister is playing cricket.**

ii. are / they / food / cooking

.....

iii. neena / apple / an / eating / is

.....

iv. my / dancing / brothers / are

.....

2. Circle the odd one out

a) bus car cow van

b) watermelon potato muskmelon pineapple

c) winter road summer rainy

d) father mother insect sister

3. Read the paragraph and answer the following questions.

My name is Ankur. I study in 4th class. I live in Ajmer. My father's name is Rohit. My mother's name is Rita. She is playing with my brothers. I have 3 brothers. I like mango and banana.

a. What is your name?

.....

b. What is your mother's name?

.....

c. Where do you live?

.....

d. In which class do you study?

.....

e. What do you like?

.....

## Grammar

### 4. Write opposite words.



\_\_\_\_\_



Cold



\_\_\_\_\_



Fat



Small



\_\_\_\_\_



\_\_\_\_\_



Short

### 5. Read the sentence and rewrite it by changing the underline words to their opposite.

a. Rohan is happy. \_\_\_\_\_

b. It is very dry today. \_\_\_\_\_

c. Put your hands up. \_\_\_\_\_

### 6. Use 'is/am/are' to fill in the blanks.

I ..... going to school with my brother and sister. They.....my best friends.In my school there.....many children. I like to play with them. We.....good friends.Sheeba.....my class teacher. She.....teaching English. I.....liking my school.

### 7. Use 'has/have' in the blanks.

i. Sona ..... a black frock. I ..... a white shirt.

ii. Mamta ..... brown hair. Poonam ..... black hair.

iii. Rakesh ..... a yellow car. I ..... a red car.

## Writing

8. Write the correct spelling of words given below.

- a) y a p p a a : \_\_\_\_\_
- b) a v g e b e l t e : \_\_\_\_\_
- c) s e r g p a : \_\_\_\_\_
- d) m a t o t o : \_\_\_\_\_

9. Read the sentence and change it to English.

a. मेरे पास लाल बैग है।

\_\_\_\_\_

b. राजू के पास कार है।

\_\_\_\_\_

c. ममता के पास खिलौने हैं।

\_\_\_\_\_


d. मेरे पास सफेद फ्रॉक है।

\_\_\_\_\_

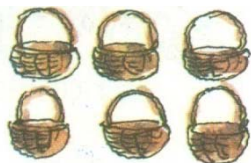
e. हमारे पास किताबे हैं।

\_\_\_\_\_


10. Look at the pictures and write the number names.



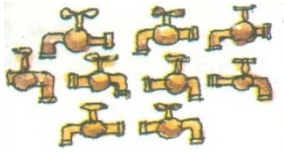
i. .... pens



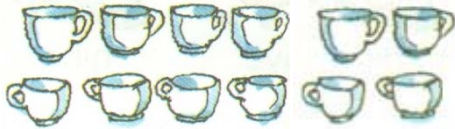
ii. .... baskets



iii. .... fish



iv. .... taps



v. .... cups

11. Look at the picture and write the sentence using words given in help box.

is playing he they children eating she enjoying are drawing in garden

.....

.....

.....

.....

.....

.....

.....



जाँचकर्ता टिप्पणी .....

.....

.....

.....

नाम, मोबाइल एवं हस्ताक्षर

दिनांक : .....

# सत्रारम्भ : आधार रेखा आकलन

सत्र : .....

विषय : अंग्रेजी

कक्षा : 5

शाला का नाम : ..... दिनांक : .....

विद्यार्थी का नाम : ..... रोल नं. : .....

## Reading Comprehension

### 1. Read the passage and answer the given questions

Kiran is living in Alwar. She is five years old. She is in Class 4<sup>th</sup>. Raja is Kiran's brother. He is a baby. Kiran loves her brother. Kiran's mother is working in an office. She likes to sing. Kiran's father is a doctor.

a. Who is Kiran's brother ?

(i) Ram

(ii) Raja

(iii) Sani

b. What does Kiran's mother like ?

.....

c. What does Kiran's father and mother do?

.....

### 2. Rearrange the following words to form sensible sentences.

i. playing / My brother / is / football

.....

ii. is / laughing / My sister

.....

iii. My / are / friends / dancing

.....

iv. Sona / an / apple / is eating

.....

### 3. Look at the picture and frame 5 questions using HOW MANY/WHAT/WHERE.



a. There are four crows in the picture.

---

b. Three crows are flying.

---

c. There are six ducks in the picture.

---

d. Five ducks are in the water.

---

e. There is one tree near the water.

---

f. Two men are sitting under the tree.

---

**4. Read the sentences given below and number them in correct order.**

- (a) Then I go to school. ( )
- (b) I get up in the morning at 6 o' clock. ( )
- (c) Then I brush my teeth. ( )
- (d) I come back from school at 2 P.M. ( )
- (e) After that, I have my break fast. ( )
- (f) Then, I go out the play. ( )
- (g) I go to bed at 9. P.M. ( )
- (h) Then, I study for 2 hrs. ( )

**Grammar**

**5. Read the sentences and underline the correct adjective**

- a. The horse runs very fast.
- b. Seema sings sweetly.
- c. Raja speaks loudly.
- d. The sky is blue.
- e. Meena's dress is beautiful.

**6. Draw a ring around the correct word to complete the sentence.**

a) This is Samit. \_\_\_\_\_ is very friendly.

She	They	He
-----	------	----

b) This is a dog. \_\_\_\_\_ loves bones.

He	It	they
----	----	------

c) This is Mrs. Sunita. \_\_\_\_\_ is my favourite teacher.

She	It	they
-----	----	------

d) These are Rajesh and Anju. \_\_\_\_\_ are my classmates

He	It	they
----	----	------

e) This is Ms. Pooja. \_\_\_\_\_ lives in Jaipur.

She	It	he
-----	----	----

**7. Join the following sentences using 'and/ but/ because'.**

- i. Aman is very sad. He lost his book. ....
- ii. Lakita has a cow. She has a dog. ....
- iii. Anjali is a thin girl. Her sister is fat. ....

**8. Choose the correct word to fill in the blank.**

Riyaz .....(and/but) Raman are good friends. ....(but/because) they fight sometime. They study in same school .....(and/because) it is close to their house. Both of them like to play cricket.....(and/but) kabbadi. ....(but/because) Raman likes cricket most.

**9. Based on reading of sentences, make list of action, naming and describing words.**

- i. Rani is a good girl.
- ii. Alka is singing a song.
- iii. Rakesh is playing in the garden.
- iv. The peacock is a beautiful bird.
- v. Anita watches T.V. daily.

Naming words	Action words	Describing words

## Writing

10. Punctuate the sentence.

the girl is standing near the house .....

ritu is running after Anil .....

how many children are there .....

where are you going .....

11. Write story on the picture given below using the word from the help box.

elephant and jungle on sitting but it branch because animals boy he they fat lion thin



.....

.....

.....

.....

.....

जाँचकर्ता टिप्पणी .....

.....

.....

.....

नाम, मोबाइल एवं हस्ताक्षर

दिनांक : .....