



# सत्रारम्भ : आधार रेखा आकलन/पदस्थापन

सत्र : 2017-18

कक्षा :- 3

विषय :- अंग्रेजी

दिनांक :-

विद्यार्थी का नाम :-





रोल नं. :-

## Reading Comprehension

1. Match the pictures with their word

	dancing
	playing
	writing
	eating

2. Rearrange the letters to form the names of the pictures (चित्र को देखकर सही)

	e h n	
	i l n o	
	i f h s	
	k t i e	



3. Look at the picture and write the correct word. (चित्र को देखकर शब्द लिखिए)




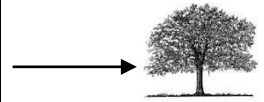
.....

## Writing

4. Fill in the blank using He and She ( He और She का प्रयोग करते हुए रिक्त स्थानों की पूर्ति)



	..... is a Radha. ..... is a mother.
	..... is a Mohan. ..... is a farmer

5. Look at the picture and complete sentence using This/That. ( This/That)

a) What is this? ..... .....	
b) What is that ? ..... .....	

6. Look at the picture and fill in the blank with correct prepositions.

(उदाहरण को समझकर खाली स्थान में prepositions भरें)

	The cat is..... the jar.
	

7. **-er** अथवा **-man** जोड़ते हुए नया शब्द बनाइये—

(i) **Police** = .....

(ii) **Farm** = .....

8. **Dictate three letter words** (तीन अक्षर वाले शब्दों का श्रुत लेखन करवायें।)

.....

.....

←—————→  
जाँचकर्ता की टिप्पणी :-.....

.....

.....

.....